



ATHENA AQ

SKU: 01000ATHA/Q

The Athena AQ module is suitable for configurations where an angular line is required. The 2 invisible walls are equipped by a fixing bracket to join the side modules. 2 Castors with brake as standard for extra stability. Several accessories and fittings from the Athena range to complete the module.



Ø75




2



2



Contrast coating



Optional/Options

6-AMT



Portapiatti pieghevole
in legno laminato

7-APLC



Scorriassoio
pieghevole in tubo
inox

8-APLC



Scorriassoio
ribaltabile

OPT. 9-A EN



Removable long tray
slide on short side in
laminated wood

OPT. 9-TUBA EN



Removable long tray
slide on short side in
stainless steel tube

OPT. 9-SSTA EN



Removable long tray
slide on short side in
stainless steel

OPT. 10



Surcharge for castors
Ø 125 mm, 3 swivel
and 2 with brake

11/FO - MT




Abgesetzte Platte aus
Formica

11/SST - MT




Edelstahlplatte für
Athena Sal

OPT. PZ EN



Feet

OPT. ZPV



Front plinth

OPT. ADS EN



Customized adhesive
sticker

OPT. 45CUT EN



45° cut for optional
6/7/8

Finiture/Finishes

LAR - SILVER




SILVER

LRS - ROSE



STANDARD - LAMINATED
WOOD

LZA - SAFFRON




STANDARD - LAMINATED
WOOD

LIM - LIME




STANDARD - LAMINATED
WOOD

LSK - SKY



SKY

LOC - OCEAN




OCEAN

LER - IVY



IVY

LSV - SAGE



SAGE

LCP - CAPPUCCINO



CAPPUCCINO

LTC - CLAY



CLAY

LGR - GREY



STANDARD - LAMINATED
WOOD

LNI - NIAGARA



NIAGARA

LBV - VEINED WHITE



STANDARD - LAMINATED
WOOD

LWS - WHITE SAND



WHITE SAND

LBE - BIRCH



STANDARD - LAMINATED
WOOD

LNE - GREY FOG



STANDARD - LAMINATED
WOOD

LOM - ELM



STANDARD - LAMINATED
WOOD

LNO - WALNUT



STANDARD - LAMINATED
WOOD

LWE - WENGE'



STANDARD - LAMINATED
WOOD

LAN - ANTHRACITE



STANDARD - LAMINATED
WOOD

LNV - VEINED BLACK



STANDARD - LAMINATED
WOOD