



**Rocam Losi srl**  
Via Industria 33/35  
IT-20080 Albairate (Mi) - Italy  
Tel: +39.02.9496.8356 - Fax: +39.02.9496.8341  
www.rocam.it

Reg.Imprese 07013680967 Milano  
C.F. e P.IVA/VAT number IT07013680967  
R.E.A: MI-1929402 Cap.Soc. EUR10.000,00i.v.



Item:

**ARIANNA BAR**

## Indice

1. Instruction warnings.....	2
2. Safety and Right Use Warning.....	2
3. Warranty.....	2
4. Assembly and components.....	2
4.1 Components .....	3
5. Loads and correct use.....	3
6. Cleaning and maintenance .....	5
7. Disposal.....	5

## 1. Instruction warnings

User has to hold the whole instructions. User must store up this document in case of use. Producer do not assume any responsibility for damages incurred due to the failure of improper use of this manual.

All measures in this manual are in mm.

## 2. Safety and Right Use Warning



The Rocam Losi products meet the latest technological evolutions and current safety guidelines.

Trolley line **ARIANNA**, object of this booklet, is projected to be in compliance with directives and field laws, in order to guarantee a safe and reliable product.

Any other use will be considered inapposit to the original destination.

Producer do not assume any responsibility for damages caused by an improper use.

Responsibility lies only on user.

A proper use also includes compliance with the instructions for use and installation and any additional documentation as well as the conditions of inspection and maintenance.

## 3. Warranty

We thank you for purchasing a Rocam Losi product, designed and produced for a professional environment. Due to commercial and construction requirements, the manufacturer reserves the right to make changes in order to enhance the quality and use of product. Rocam Losi s.r.l., in compliance with European Community legislation, guarantees its products for 12 months from the delivery date. This guarantee does not include electrical parts, labor and all replacements related to an improper use of the good. Any manipulation carried out automatically excludes the liability of the manufacturer. The products or parts to be replaced or repaired for unequivocal defects in workmanship and materials used must be in a “free port” at the offices of the producer, who after a careful inspection, will repair or replace them. The repairs are carried out exclusively at the headquarters of the manufacturer, and none cost incurred by the customer for repairs will be refunded by the manufacturer unless expressly agreed.

## 4. Assembly and components

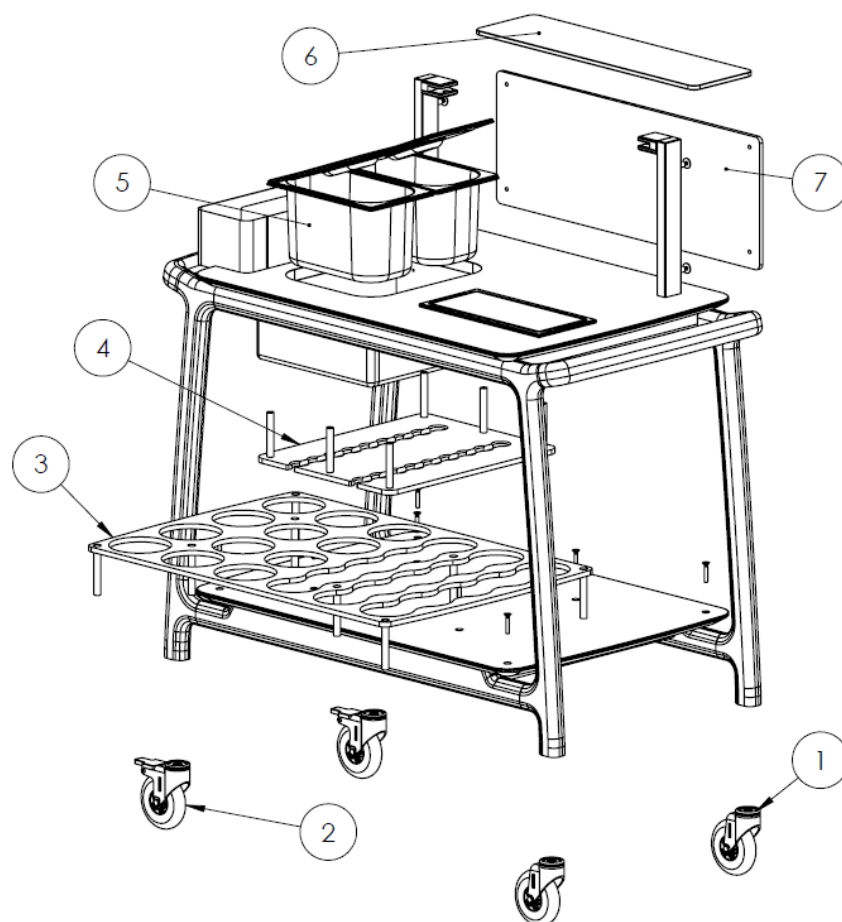


This item is packed and shipped assembled.

The manufacturer declines every responsibility of damage of someone or something caused by the failure to comply with the instructions of this manual. Do not make any structural changes to the cart.

The elements that make up the packaging (plastic, polyurethane foam, bubble wrap, polystyrene, cardboard, etc.) must be kept out of reach of children as potential sources of danger and must be collected and disposed of separately, in accordance with current legislation.

## 4.1 Components



Ref.	Code	Q.ty	Description
1	RS100	2	Standard castor
2	RF100	2	Castor with brake
3		1	Bottom bottle holder
4		1	Glasses plexiglass holder
5	GN 1/4 h 165	2	Gn 1/4 pans with lid
6		1	Plexiglass shelf
7		1	Sneezeguard


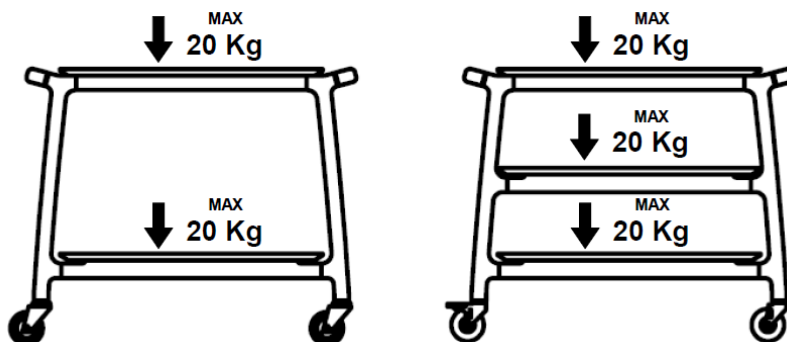
## 5. Loads and correct use



The **ARIANNA** range trolleys are made of solid wood and must therefore be treated and maintained with care. Incorrect use may result in excessive wear or breakage of the cart itself, carefully follow the instructions below.


### Allowed loads

Respect the loads indicated in the table for the respective models




**Use preferably on flat flooring**

- Avoid use on rough or rough terrain
- Do not **ABSOLUTELY** force the trolley on steps or sidewalks
- Make sure you that the wheels working properly
- Do **ABSOLUTELY** not force the wheels to impact against sharp edges



**The article has been designed for a mainly internal use.**

**Do not subject the cart to atmospheric agents or adverse weather conditions.**



**Pay attention to the weight and to the positioning of the loads during the movements**

## **6. Cleaning and maintenance**

The cleaning of solid wood must be done with a soft sponge/sheet. Whereby stains persist can be used in a small amount of mild detergent and never abrasive or corrosive products. The cleaning of chrome and stainless steel parts can be made with a soft cloth moistened with alcohol, it is recommended to always dry well in order to avoid the persistence of haloes.

## **7. Disposal**

At the end of its life-cycle the trolley must be disposed in compliance with local regulation and, when possible, unassembled in several disposal according to its components.