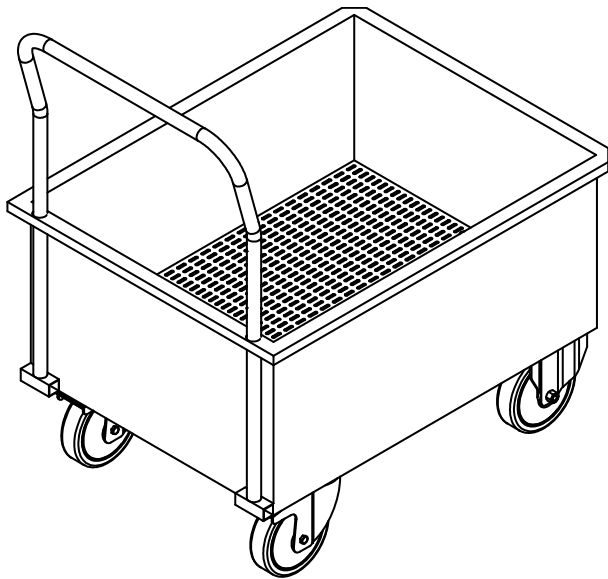




ROCAM®
Professional foodservice trolleys

Rocam Losi srl
Via Industria 33/35
IT-20080 Albairate (Mi) - Italy
Tel: +39.02.9496.8356 - Fax: +39.02.9496.8341
www.rocam.it

Reg.Imprese 07013680967 Milano
C.F. e P.IVA/VAT number IT07013680967
R.E.A: MI-1929402 Cap.Soc. EUR10.000,00i.v.



Item:

TETI

Summary

EN

1. Instruction warnings	2
2. Safety and Right Use Warning	2
3. Warranty	2
4. Installation and assembly	2
4.1 Assembly	3
4.2 Components	3
6. Cleaning and Maintenance	4
7. Disposal	4

We thank you for purchasing a Rocam Losi product, designed and produced for a professional environment.

1. Instruction warnings

The user must hold whole instruction manual and store up this document in case of use. The producer does not assume any responsibility for damages incurred due to the failure of improper use of this manual. All measures in this manual are expressed in mm.

2. Safety and Right Use Warning



The Rocam Losi products meet the latest technological evolutions and current safety guidelines. The sink trolley **TETI**, object of this booklet, is projected to be in compliance with directives and field laws, in order to guarantee a safe and reliable product. Any other use will be considered inapposite to the original destination. Producer do not assume any responsibility for damages caused by an improper use. Responsibility lies only on user. A proper use also includes compliance with the instructions for use and installation and any additional documentation as well as the conditions of inspection and maintenance.

3. Warranty

Due to commercial and construction requirements, the manufacturer reserves the right to make changes in order to enhance the quality and use of product. Rocam Losi s.r.l., in compliance with European Community legislation, grants its products for 12 months. This guarantee does not include electrical parts, labour and all replacements related to an improper use of the good. Any manipulation carried out automatically excludes the liability of the manufacturer. The products or parts to be replaced or repaired for unequivocal defects in workmanship and materials used must be in a "free port" at the offices of the producer, who after a careful inspection, will repair or replace them. The repairs are carried out exclusively at the headquarters of the manufacturer, and none cost incurred by the customer for repairs will be refunded by the manufacturer unless expressly agreed.

4. Installation and assembly



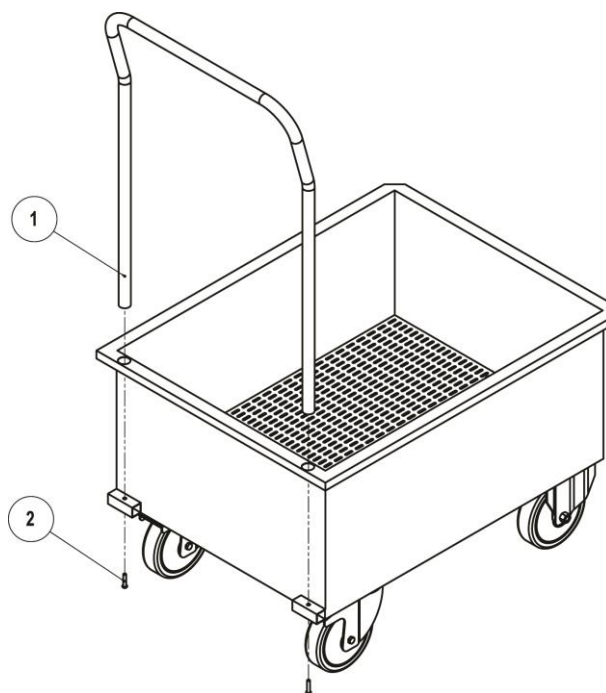
This article is packed and delivered unassembled. Its assembly must be executed by qualified staff. The manufacturer declines every responsibility of damage of someone or something caused by the failure to comply with the instructions of this manual.

Do not make any structural change to the trolley.

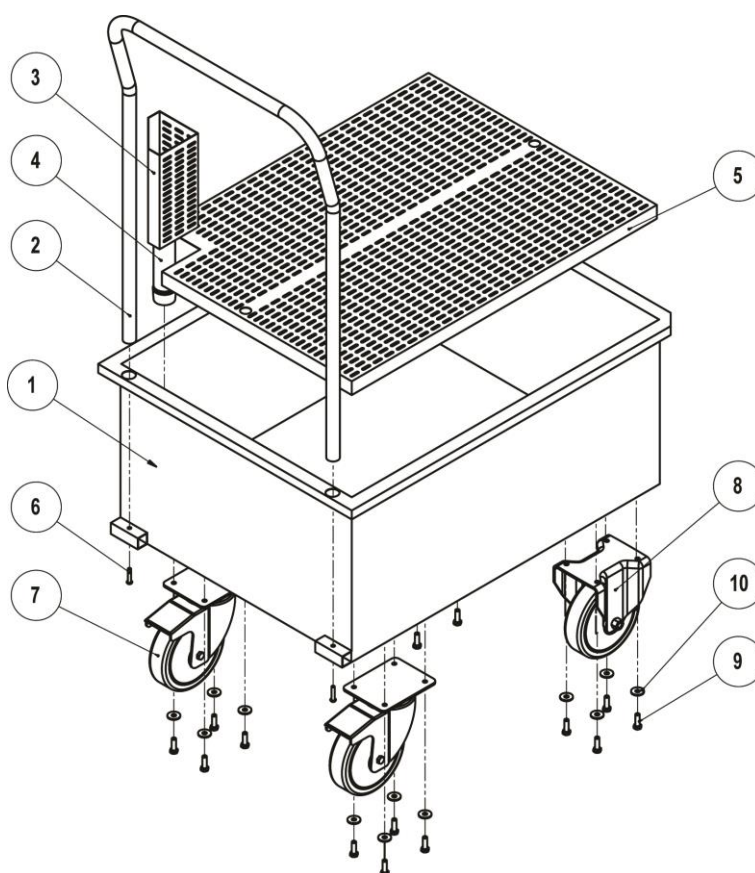
The elements composing the packaging (plastic, polyurethane foam, bubble wrap, Styrofoam, cardboard and so on) must be kept away from children as potential sources of danger and must be collected and disposed off separately in accordance with local regulations.

4.1 Assembly

Once unpacked, insert the handle (1) in the two holes and tighten with the given screws (2) to the trolley.



4.2 Components



TETI			
<i>Ref.</i>	<i>Code</i>	<i>Quantity</i>	<i>Description</i>
1		1	Well
2		1	Handle
3		1	Protection grid
4	D0100PPIENO	1	Drain pipe
5		1	Grid
6		2	Screw 6x40
7	C00PI160/FR	2	Castor with brake Ø160
8	C00PI160FI	2	Fixed castor Ø160
9	B01ZITE8X25	16	Screw 8x25
10	B03ZIRO8X24	16	Nut 8x24

6. Cleaning and Maintenance

The cleaning of stainless-steel parts must be done with a soft sponge/sheet moistened with alcohol. Whereby stains persist can be used in a small amount of mild detergent and never abrasive or corrosive products.

It is recommended to always dry well in order to avoid the persistence of halos.

7. Disposal

At the end of its life-cycle the trolley must be disposed in compliance with local regulation and, if possible, disassembled in several disposal according to its components.