

NEW ELEGANCE

SPARE PARTS MANUAL



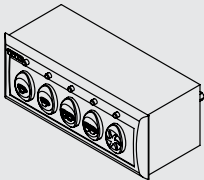
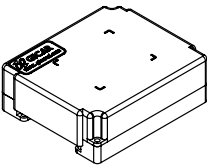
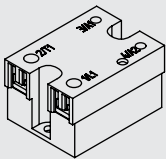
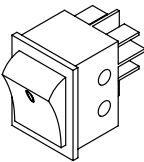
SPM_EN
Date.: 150129

EXPOBAR®

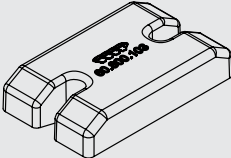
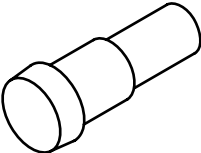
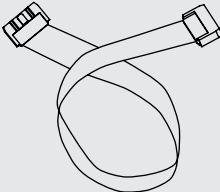
Original Instructions

CONTENTS	2
ELECTRICAL COMPONENTS	3
New Elegance Mini 2Gr.....	3
Components common to all models.....	3
New Elegance 2GR / 3GR	4
EXPLODED VIEWS.....	5
Housing - MINI 1Gr with Grinder.....	5
Housing - MINI 1 & 2 Gr	7
Housing - 2GR with Grinder.....	9
Housing - 2GR.....	11
Housing - 3GR.....	13
Water System - MINI 1Gr Pulser & Control, Standard & Take Away	15
Water System - MINI 2Gr Pulser & Control, Standard & Take Away	17
Water system - 2Gr Display, Standard & Take Away.....	19
Water system - 2Gr Pulser & Control, Standard & Take Away	21
Water system - 2Gr Pulser & Control, Standard models with Manual Tap.....	23
Water system - 2Gr, 3 boilers	25
New Elegance Mini: boiler assembly	27
New Elegance 2Gr: boiler assembly.....	29
New Elegance 2Gr 3 Boilers: boiler assembly (main boiler)	31
New Elegance 2Gr 3 Boilers: boiler assembly (group boiler)	33
New Elegance: Rotary pumps	35
Group head	37
Portafilters.....	39
New Elegance Mini 1Gr : water supply and drainage set.....	41
New Elegance 2Gr: water supply and drainage set	43
Steam tap	45
Hot water taps	47

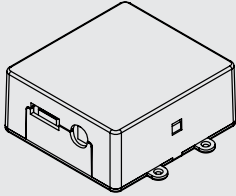

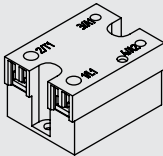
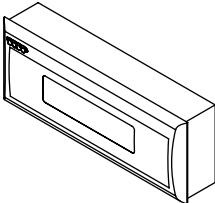
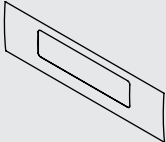
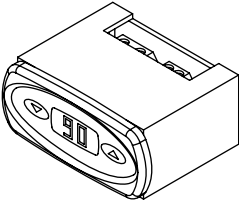
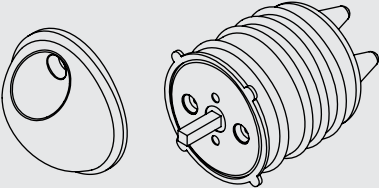
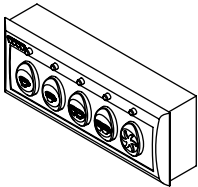
New Elegance Mini 2Gr

View	Part No.	Description
	C60100310	Switchboard ID5 New Elegance 220V Probe
	C60100410	Control Board 3D5 Xlc
	C60800100	Static Relay
	C60900035	Switch Red

Components common to all models

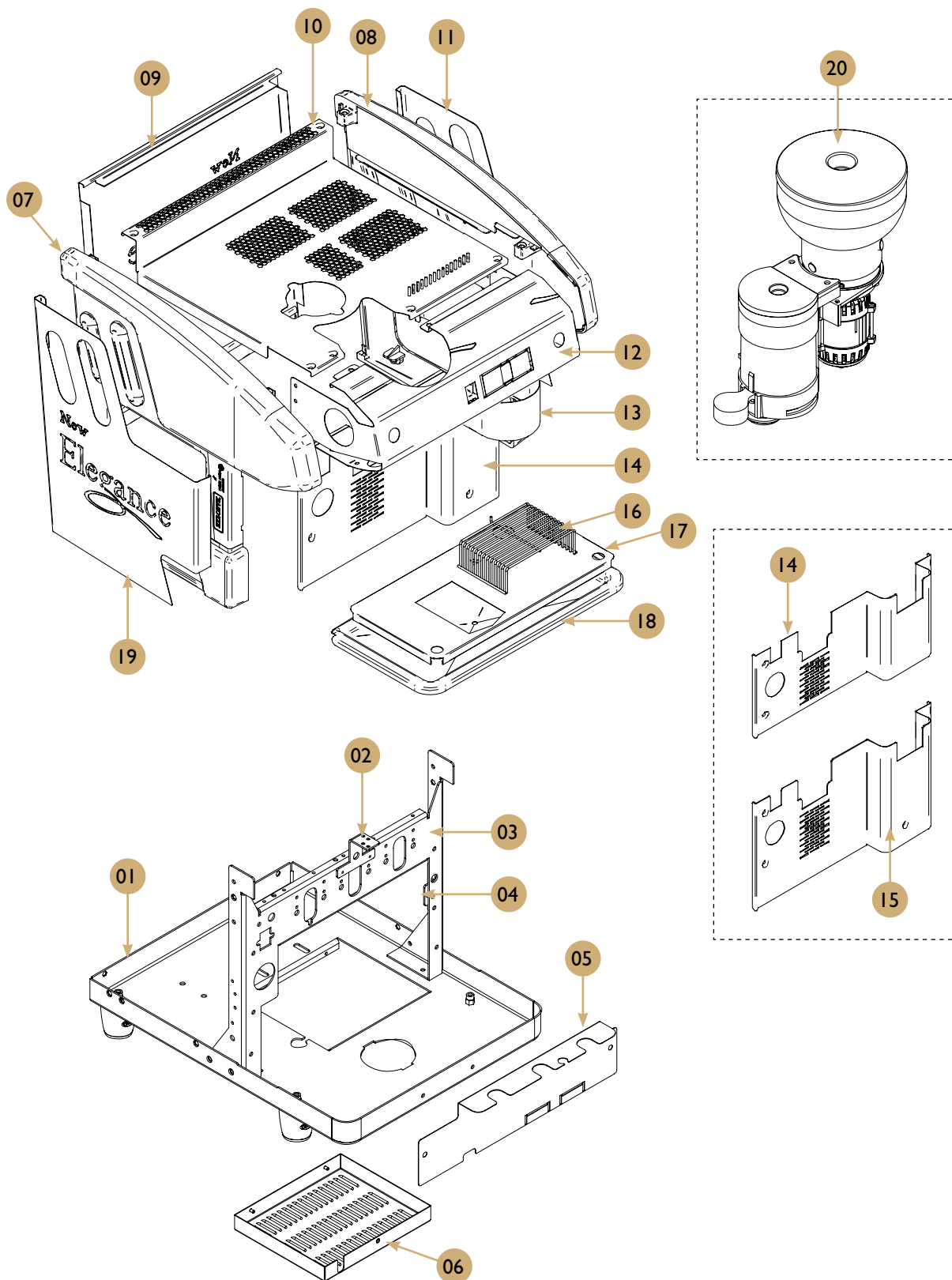
View	Part No.	Description
	C60800103	Relay Protection Cover
	C60901001	Pilot Light 60 Cm
	C60100038	L.600Mm Monroc Touch Pad Box
	C60100039	L.800Mm Monroc Touch Pad Cable
	C60100036	Wire 1100 M.M. Touchpad

New Elegance 2GR / 3GR

View	Part No.	Description
	C60100034	Switchboard 3D5 Disp Lux
	C60101046	Button Battery D20 Cr2032
	C60800101	Static Relay 4-32
	C60100301	Display Control Mega/G10 New Elegan
	C60100305	Black New Elegance Display Membrane
	CI0200125	Digital Thermostat 230V
	C40000050 C60900001 C60900002 C60900010	Main Switch Knob Switch Position I Poles 2 I6A Switch Position I 3/4Gr 20A Switch Position 4 Poles
	C60100300	New Elegance Touchpad

Housing - MINI I Gr with Grinder

Drawing



Housing - MINI I Gr with Grinder

Spare parts list

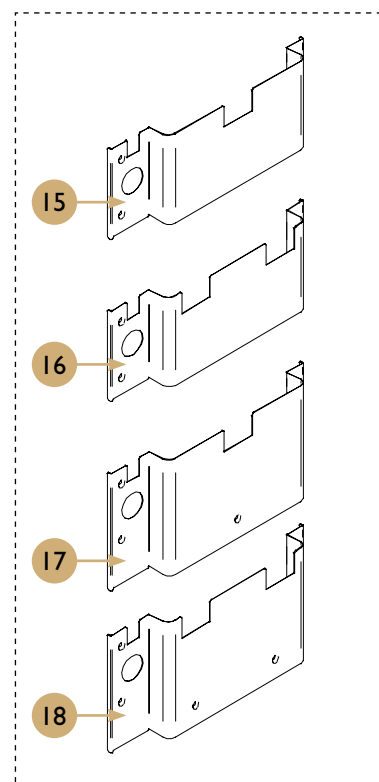
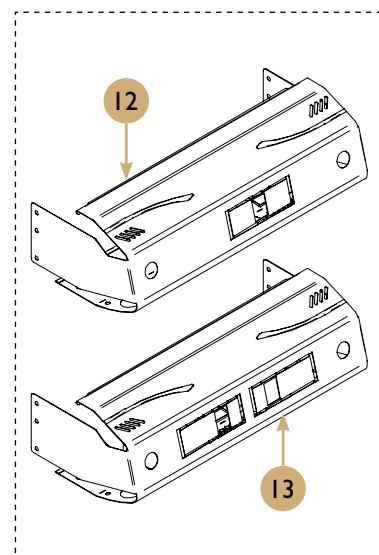
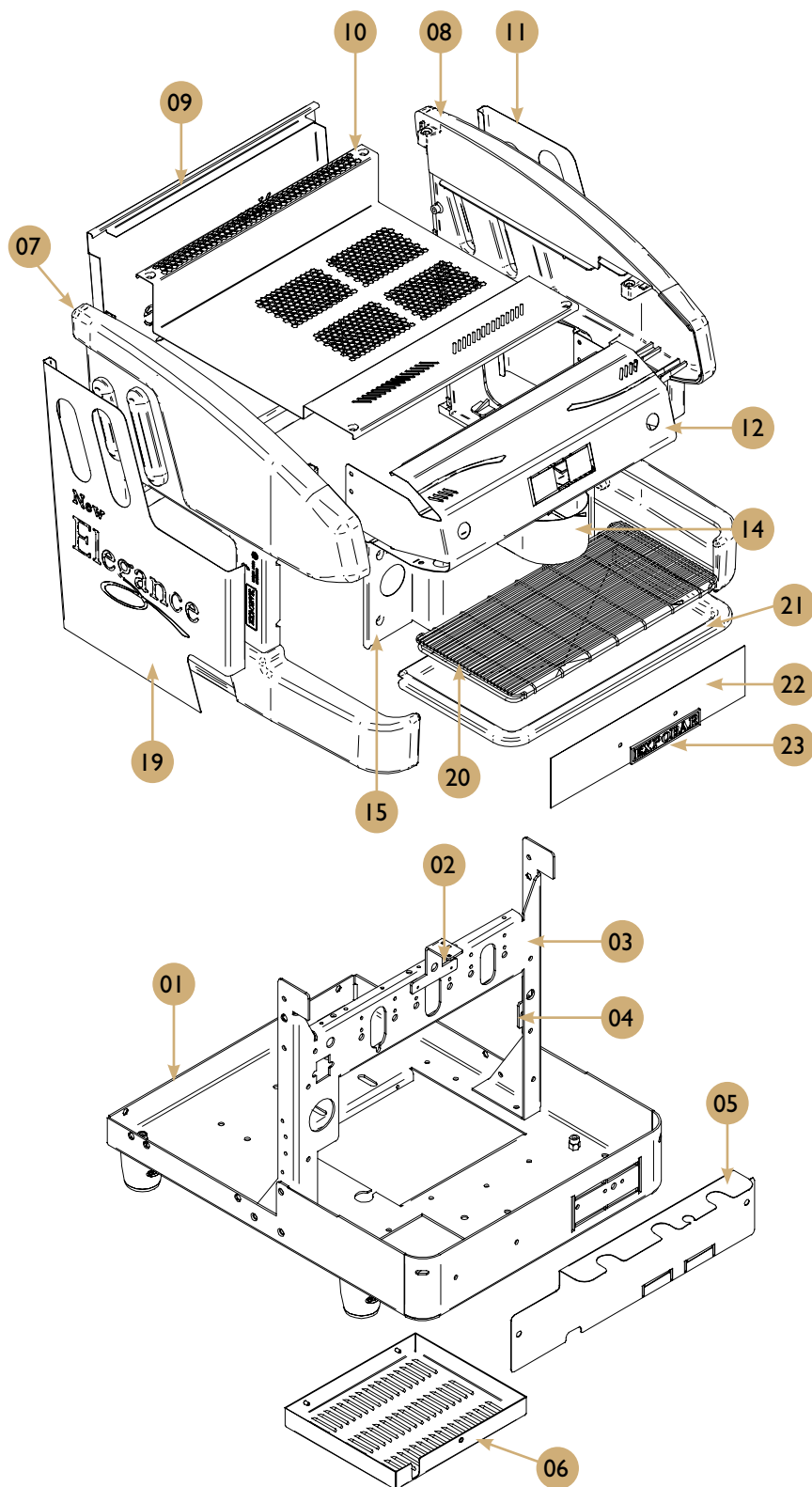
POS.	PCS	Part No.	Description
01	I	20000005	Base Chassis Mini H/Group (High Group)
02	I	17100053	Electrovalve Support To Panel
03	I	20000007	Chasis Panel Mini
04	I	20010051	Support Of Panel-Safety Thermostat
05	I	20010079	Protector Flowmeter - Mini I & 2 Gr
06	I	20010065	Lower Box Mini
07	I	13109100BH	Nw Eleg. Left Side Panel Black H/G
08	I	13109000BH	New Eleg. Right Side Panel Black H/G
09	I	13110200	Central Bodywork Mini Inox New Elegance
10	I	13020041	Cup Tray Mini Elegance W/Grinder
11	I	13100000	Right Trim Inox New Elegance
12	I	13110010	Top Fr Panel Minicon-Puls I Gr W/G N.Ele
13	I	17000100	Group Cover Support G-10/ N. Eleg
14*	I	20000105	Frontal Mini W/Grinder High Group
15*	I	20000103	Frontal Mini W/Grinder
16	I	20000240	Grill High Group
17	I	20000207	Grill For Mini W/Grinder
18	I	20000145	Inox Drip Tray Mini
19	I	13100100	Left Trim Inox New Elegance
20*	I	0C000021	Grinder Kit 220V
20*	I	0C000025	Kit Grinder 110V

**Note:**

Multiple identical position numbers with * indicate differing parts which correspond to specific models (i.e.: Display, Control, Pulsar, Standard, Take Away, etc.).

Housing - MINI I & 2 Gr

Drawing



Housing - MINI 1 & 2 Gr

Spare parts list

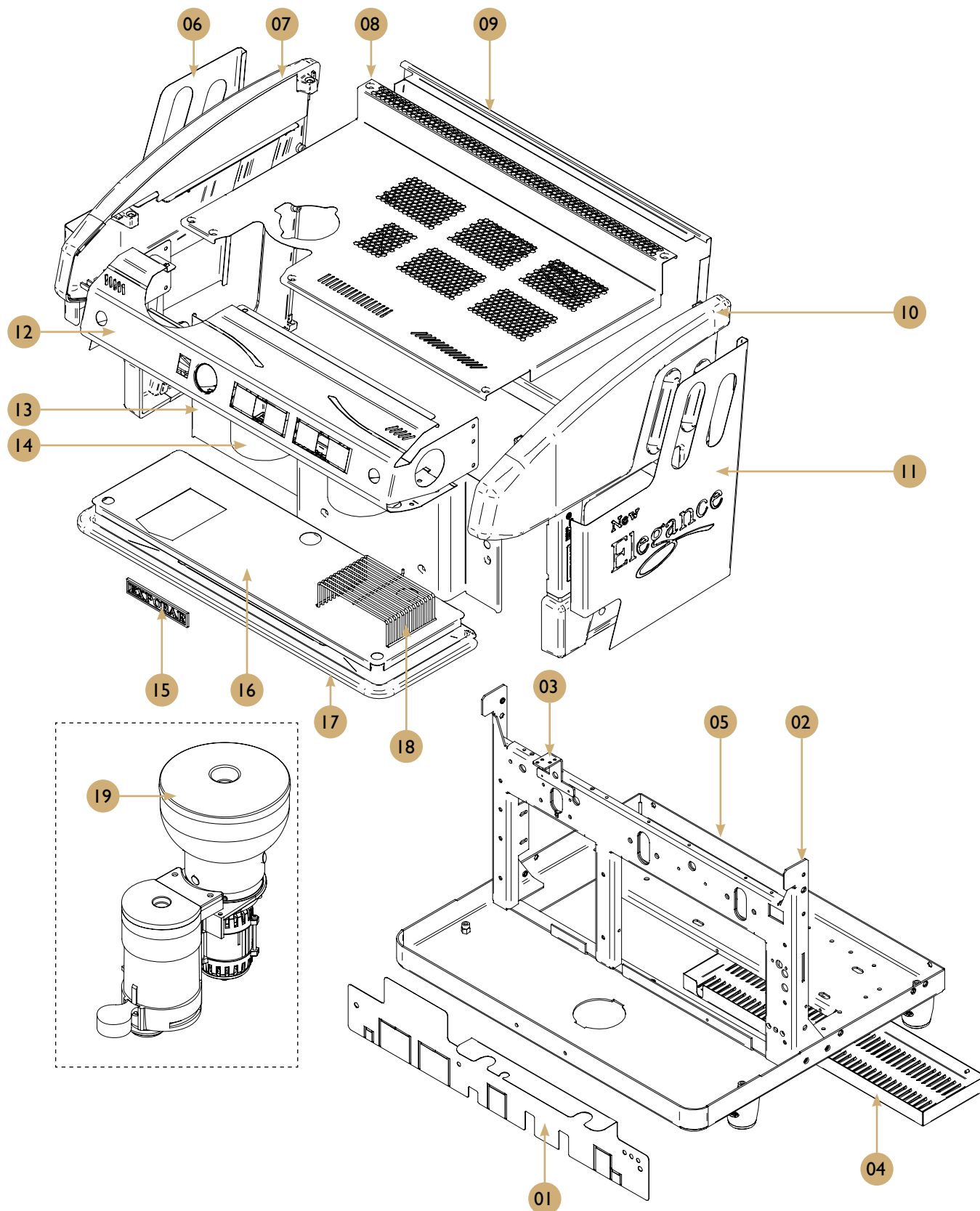
POS.	PCS	Part No.	Description
01	I	20000002	Base Chassis Mini Elegance (Standard)
02	I	17100053	Electrovalve Support To Panel
03	I	20000007	Chasis Panel Mini
04	I	20010051	Support Of Panel-Safety Thermostat
05	I	20010079	Protector Flowmeter - Mini 1 & 2 Gr
06	I	20010065	Lower Box Mini
07	I	13109100B	Nw Eleg. Left Side Panel Black
08	I	13109100B	Nw Eleg. Left Side Panel Black
09	I	13110200	Central Bodywork Mini Inox New Elegance
10	I	13020041	Cup Tray Mini Elegance W/Grinder
11	I	13100000	Right Trim Inox New Elegance
12*	I	13110000	Top Front Panel Minicon-Puls 1Gr New Ele
13*	I	13110020	Top Front Panel Minicontrol 2Gr New Eleg
14	I	17000100	Group Cover Support G-10/ N. Eleg
15*	I	20000102	Frontal Mini 1Gr
16*	I	20000101	Frontal Mini 2Gr
17*	I	20000106	Frontal Mini 1Gr High Group
18*	I	20000104	Frontal Mini 2Gr High Group
19	I	13100100	Left Trim Inox New Elegance
20	I	20000201	Grill For Mini
21	I	20000145	Inox Drip Tray Mini
22	I	13020200	Lower Trim Mini Elegance
23	I	70300010A	Anagram Expobar Nickel

**Note:**

Multiple identical position numbers with * indicate differing parts which correspond to specific models (i.e.: Display, Control, Pulser, Standard, Take Away, etc.).

Housing - 2GR with Grinder

Drawing



Housing - 2GR with Grinder

Spare parts list

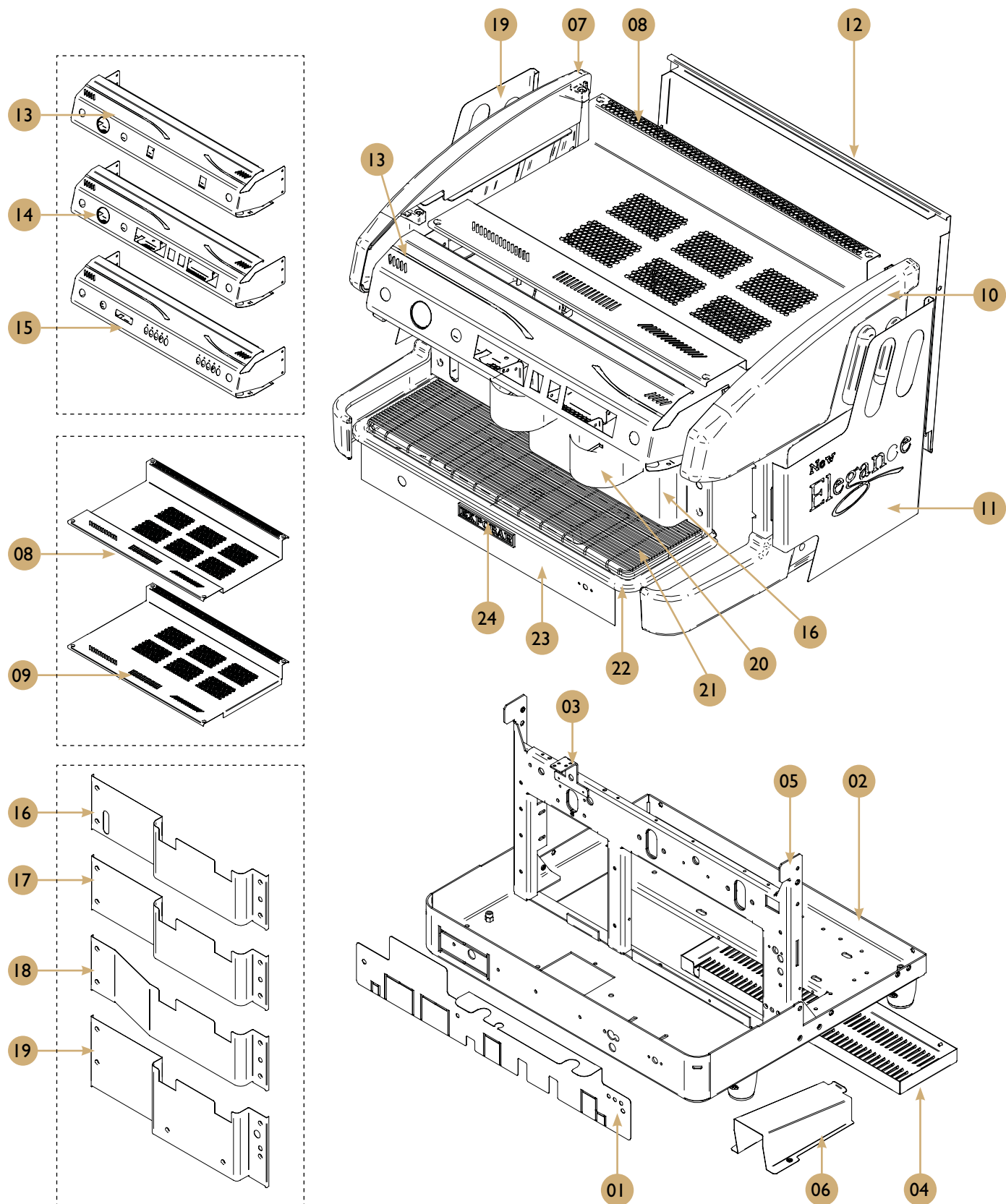
POS.	PCS	Part No.	Description
01	1	20010082	SS Flowmeter Protector 2Gr Int.
02	1	20000015	Chassis Panel 2Gr
03	1	17100053	Electrovalve Support To Panel
04	1	20010060	Lower Box 2-3-4Gr
05*	1	20000012	Base Chassis 2Gr H/Gr (High Group)
05*	1	20000010	Base Chassis 2Gr Elegance (Standard)
06	1	13100100	Left Trim Inox New Elegance
07	1	13109100BH	Nw Eleg. Left Side Panel Black H/G
08	1	11100045	Cup Tray Eleg 2Gr Grinder Ec
09	1	13120200	Central Bodywork 2Gr N. Elegance
10	1	13109000BH	New Eleg. Right Side Panel Black H/G
11	1	13100000	Right Trim Inox New Elegance
12	1	13120030	Top Fr Panel Control 2Gr W/Grinder
13*	1	11100120	Frontal 2Gr Ec Grinder High/Gr
13*	1	11100115	Frontal 2Gr Grinder
14	2	17000100	Group Cover Support G-10/ N. Eleg
15	1	11100045	Cup Tray Eleg 2Gr Grinder Ec
16	1	11100100	Drip Tray Grill 2Gr Grinder Ec Shine
17	1	20000166	Stainless Steel Drip Tray 2Gr
18	1	20000240	Grill High Group
19*	1	0C000021	Grinder Kit 220V
19*	1	0C000025	Kit Grinder 110V

**Note:**

Multiple identical position numbers with * indicate differing parts which correspond to specific models (i.e.: Display, Control, Pulser, Standard, Take Away, etc.).

Housing - 2GR

Drawing



Housing - 2GR

Spare parts list

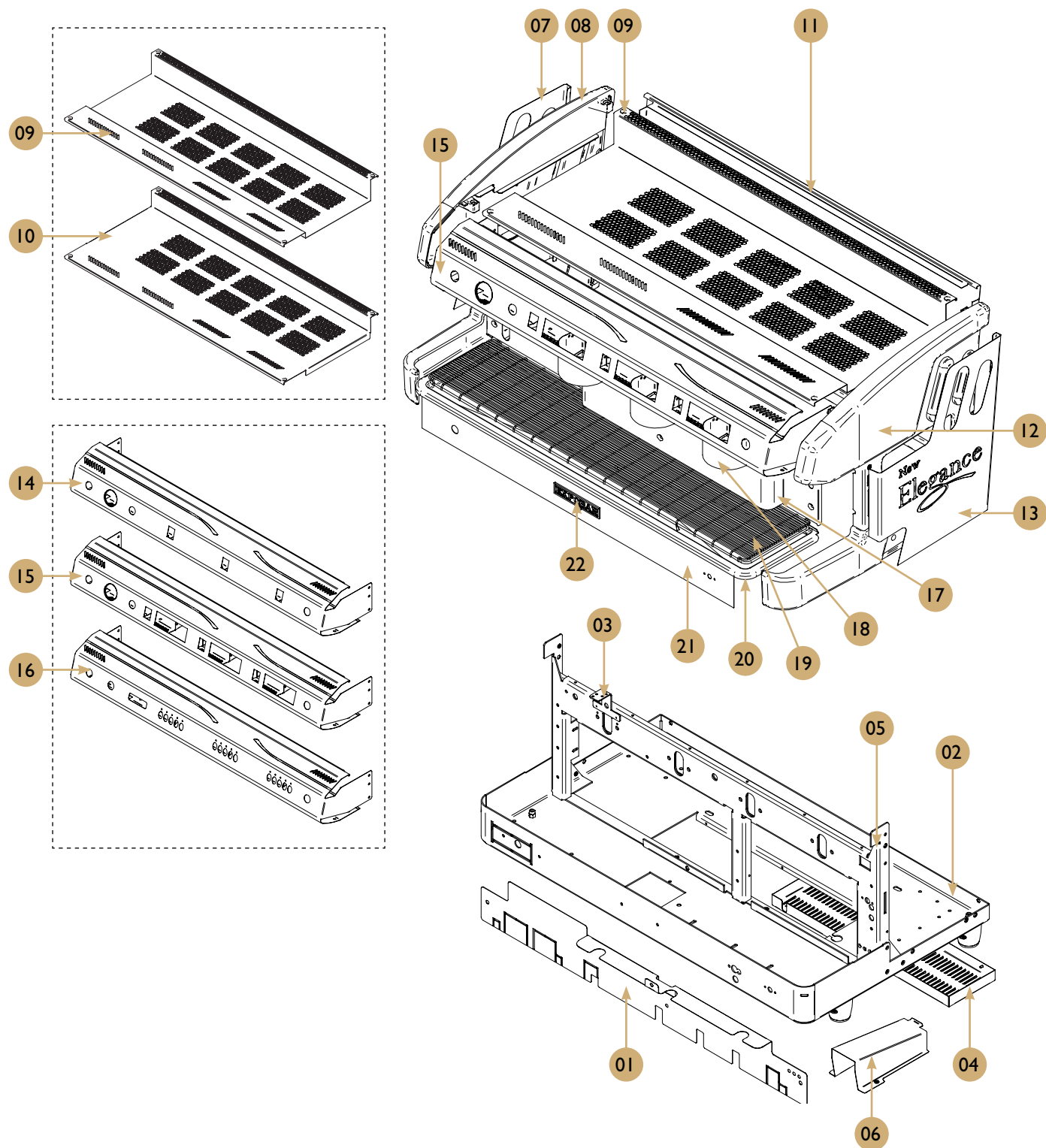
POS.	PCS	Part No.	Description
01	I	20010082	SS Flowmeter Protector 2Gr Int.
02*	I	20000010	Base Chassis 2Gr Elegance (Standard)
02*	I	20000012	Base Chassis 2Gr H/Gr (High Group)
03	I	17100053	Electrovalve Support To Panel
04	I	20010060	Lower Box 2-3-4Gr
05	I	20000015	Chassis Panel 2Gr
06	I	20010090	Ss Main Switch Protector
07	I	13109100B	Nw Eleg. Left Side Panel Black
08*	I	13000040	Cup Tray 2Gr Elegance
09*	I	13000043	Cup Tray 2Gr Elegance (Bou)
10	I	13109000B	Nw Eleg. Right Side Panel Black
11	I	13100000	Right Trim Inox New Elegance
12	I	13120200	Central Bodywork 2Gr N. Elegance
13*	I	13120110	Top Front Panel Control 2Gr+Tap N. Eleg
14*	I	13120010	Top Front Panel Control 2Gr+Tap N. Eleg
15*	I	13120020	Top Front Panel Display 2Gr New Elegance
16	I	20000110	Frontal 2Gr Inter/Elegance
17	I	11000110	Frontal 2Gr Ec/Monroc
18	I	19000110	Frontal 2 Gr Mega-Markus
19	I	12030115	Frontal 2Gr High Group Inter/Elegance
20	2	17000100	Group Cover Support G-10/ N. Eleg
21	I	20000216	Grill For 2Gr
22	I	20000166	Stainless Steel Drip Tray 2Gr
23*	I	13000200	Lower Trim 2Gr Inox Elegance (Standard)
24	I	70300010A	Anagram Expobar Nickel

**Note:**

Multiple identical position numbers with * indicate differing parts which correspond to specific models (i.e.: Display, Control, Pulser, Standard, Take Away, etc.).

Housing - 3GR

Drawing



Housing - 3GR

Spare parts list

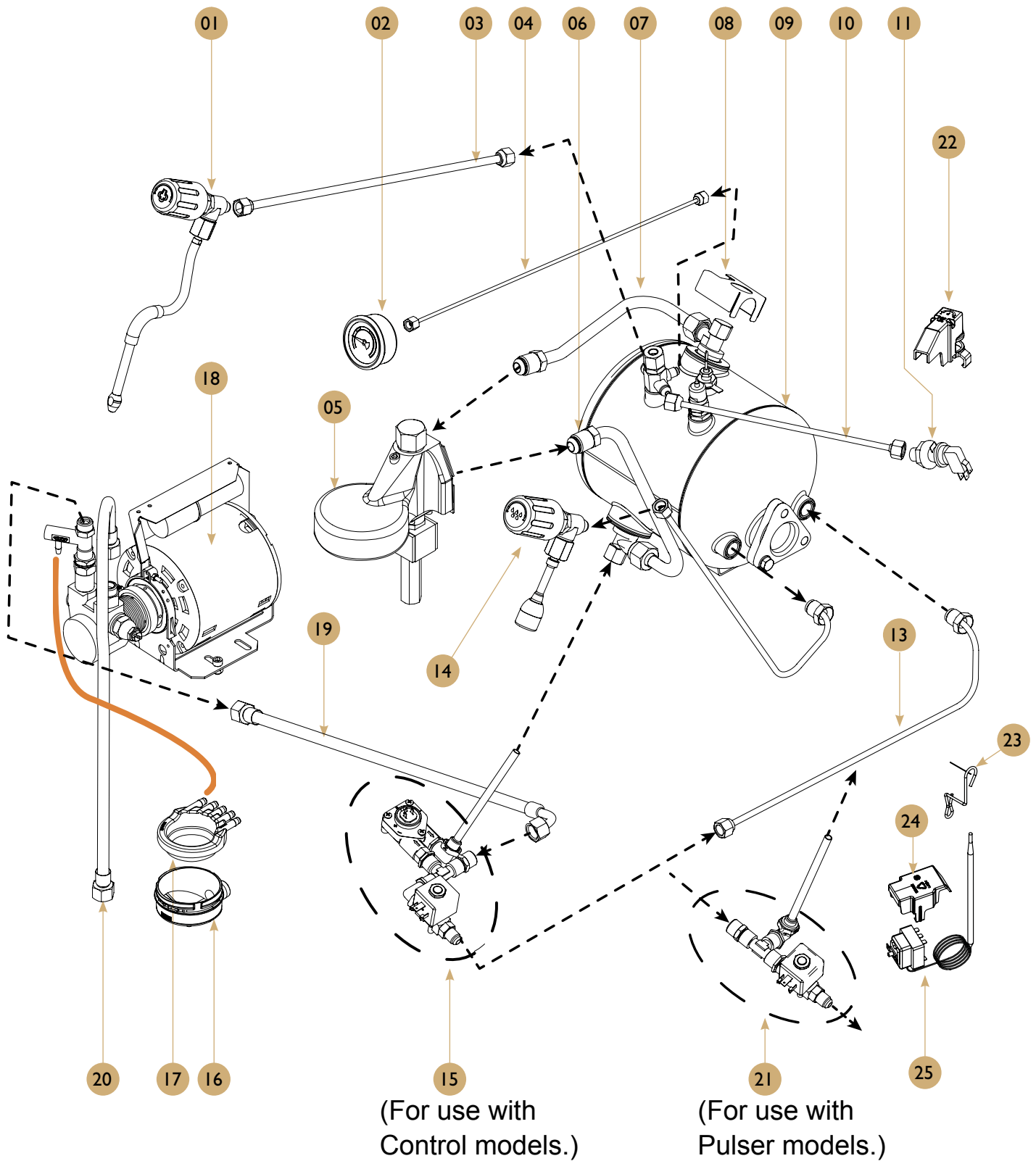
POS.	PCS	Part No.	Description
01	I	20010087	SS Flowmeter Protector 3Gr Int.
02*	I	20000022	Base Chasis 3/4 Gr Vaso Alto (High Group)
02*	I	20000020	Base Chassis 3-4 Gr Elegance (Standard)
03	I	17100053	Electrovalve Support To Panel
04	I	20010060	Lower Box 2-3-4Gr
05	I	20000025	Chassis Panel 3-4 Gr
06	I	20010090	Ss Main Switch Protector
07	I	13100100	Left Trim Inox New Elegance
08	I	13109100B	Nw Eleg. Left Side Panel Black
09	I	13010040	Cup Tray 3Gr Elegance
10	I	13010043	Cup Tray 3 Gr Elegance (Bou)
11	I	13130200	Central Bodywork 3Gr Inox New Elegance
12	I	13109000B	Nw Eleg. Right Side Panel Black
13	I	13100000	Right Trim Inox New Elegance
14*	I	13130100	Top Front Panel Cont Display.3Gr New Ele
15*	I	13130000	Top Front Panel Cont.3Gr New Elegance
16*	I	13130010	Top Front Panel Cont Display.3Gr New Ele
17	I	20000120	Frontal 3Gr Inter/Elegance
18	3	17000100	Group Cover Support G-10/ N. Eleg
19	I	20000220	Grill For 3Gr
20	I	20000170	Inox Drip Tray 3-4 Gr
21*	I	13010200	Lower Trim 3Gr Inox Elegance (Standard)
22	I	70300010A	Anagram Expobar Nickel

**Note:**

Multiple identical position numbers with * indicate differing parts which correspond to specific models (i.e.: Display, Control, Pulser, Standard, Take Away, etc.).

Water System - MINI IGr Pulser & Control, Standard & Take Away

Drawing



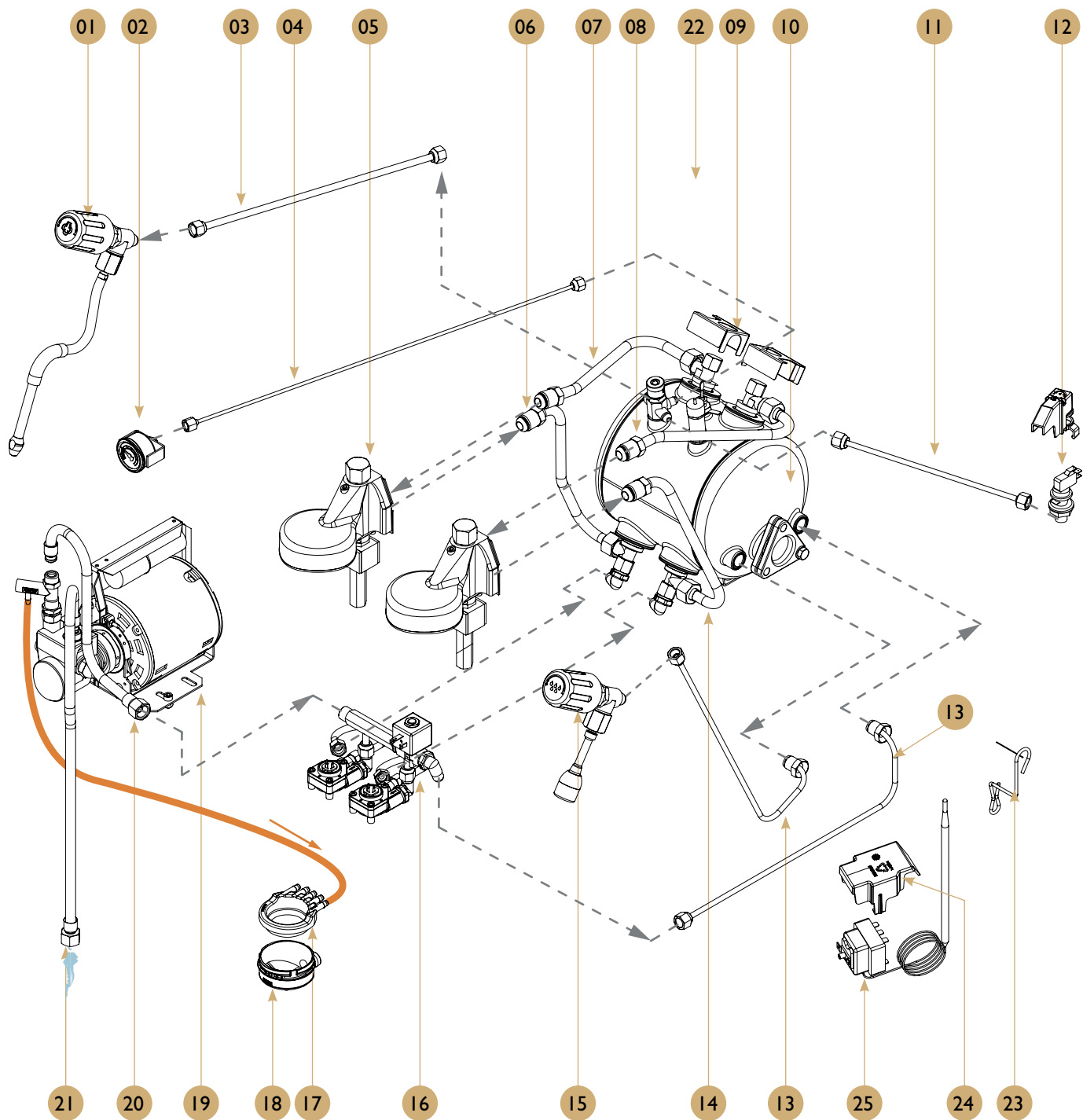
Water System - MINI I Gr Pulser & Control, Standard & Take Away

Spare parts list

POS.	PCS	Part No.	Description
01	1	C15000370	Tap Steam Eleg./Mega Comp 4H Bf
02	1	C60000062	D-40 One Reading Manometer Orman
03	1	C35040117	4Ltrs Grinder's Steam Pipe
04	1	C35110530	Pipe Manometer
05	2	C15000050	Group Espresso Preass
06	1	C35040006	Pipe Group Left Return Mini
07	1	C35110002	Pipe Group Right Inlet
08	3	CESC00100	Magnets Set
09	1	-----	Boiler Assembly G-10 Mini
10	1	C35040106	Pipe Pressure Sensor Mini
11	1	C60000008	Pressostat Piri Ce
12	2	C35040118	Pipe Water Filling Mini
13	1	C35040105	Pipe Group Right Return Mini
14	1	C15000330	Tap Hot Water Complete
15	1	CESC00090	Piping Mini Control I (Std. & TA)
16	1	C70001005	Drain Cup Cover
17	1	C70001001	Drain Cup With Thread
18	1	CESCMPE00	Motor&Pump Ass Eco
19	1	C35900040	55Cm Hose
20	1	C35900180	180Cm Hose
21	1	CESC00094	Piping Mini Pulser I (Std. & TA)
22	1	I264357	Cap for Pressure Switch
23	1	I364062	Clip EGO
24	1	I264261	3 Pole Cover
25	1	I0200141	1 Pole Thermal Cut-Out With Bulb

Water System - MINI 2Gr Pulser & Control, Standard & Take Away

Drawing



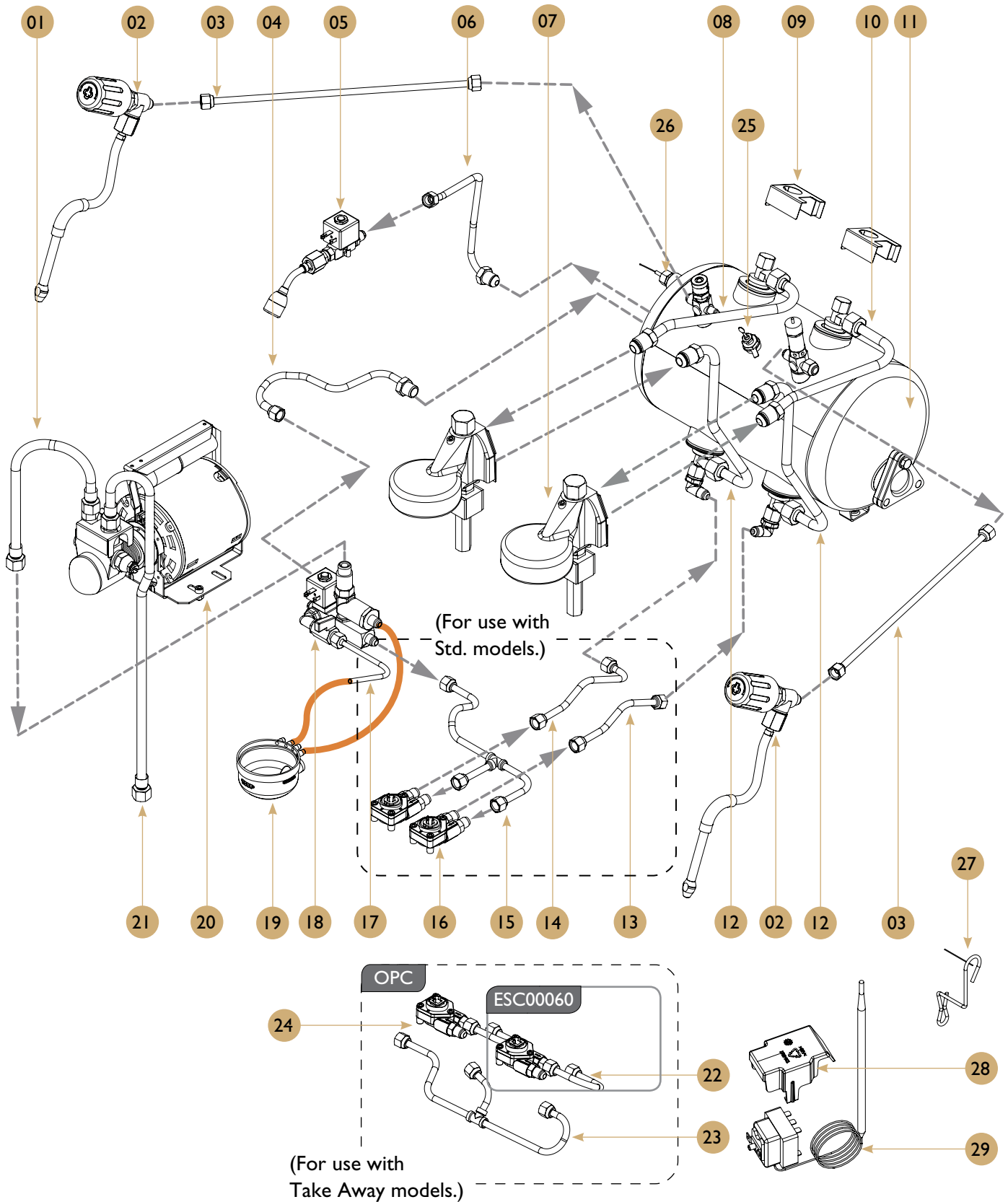
Water system - 2 GR MINI Pulser & Control, Standard & Take Away

Spare parts list

POS.	PCS	Part No.	Description
01	1	C15000370	Tap Steam Eleg./Mega Comp 4H Bf
02	1	C60000062	D-40 One Reading Manometer Orman
03	1	C35040117	4Ltrs Grinder's Steam Pipe
04	1	C35110530	Pipe Manometer
05	2	C15000050	Group Espresso Preass
06	1	C35040006	Pipe Group Left Return Mini
07	1	C35110002	Pipe Group Right Inlet
08	1	C35110003	Pipe Group Left Inlet
09	3	CESC00100	Magnets Set
10	1	-----	Boiler Assembly New Elegance Mini
11	1	C35040106	Pipe Pressure Sensor Mini
12	1	C60000008	Pressostat Piris Ce
13	2	C35040118	Pipe Water Filling Mini
14	1	C35040105	Pipe Group Right Return Mini
15	1	C15000330	Tap Hot Water Complete
16	1	CESC00098	Piping Mini Control 2 Std&Ta
17	1	C70001005	Drain Cup Cover
18	1	C70001001	Drain Cup With Thread
19	1	CESCMPE00	Motor&Pump Ass Eco
20	1	C35900040	55Cm Hose
21	1	C35900180	180Cm Hose
22	1	I264357	Cap for Pressure Switch
23	1	I364062	Clip EGO
24	1	I264261	3 Pole Cover
25	1	I0200141	1 Pole Thermal Cut-Out With Bulb

Water system - 2Gr Display, Standard & Take Away

Drawing



Water system - 2Gr Display, Standard & Take Away

Spare parts list

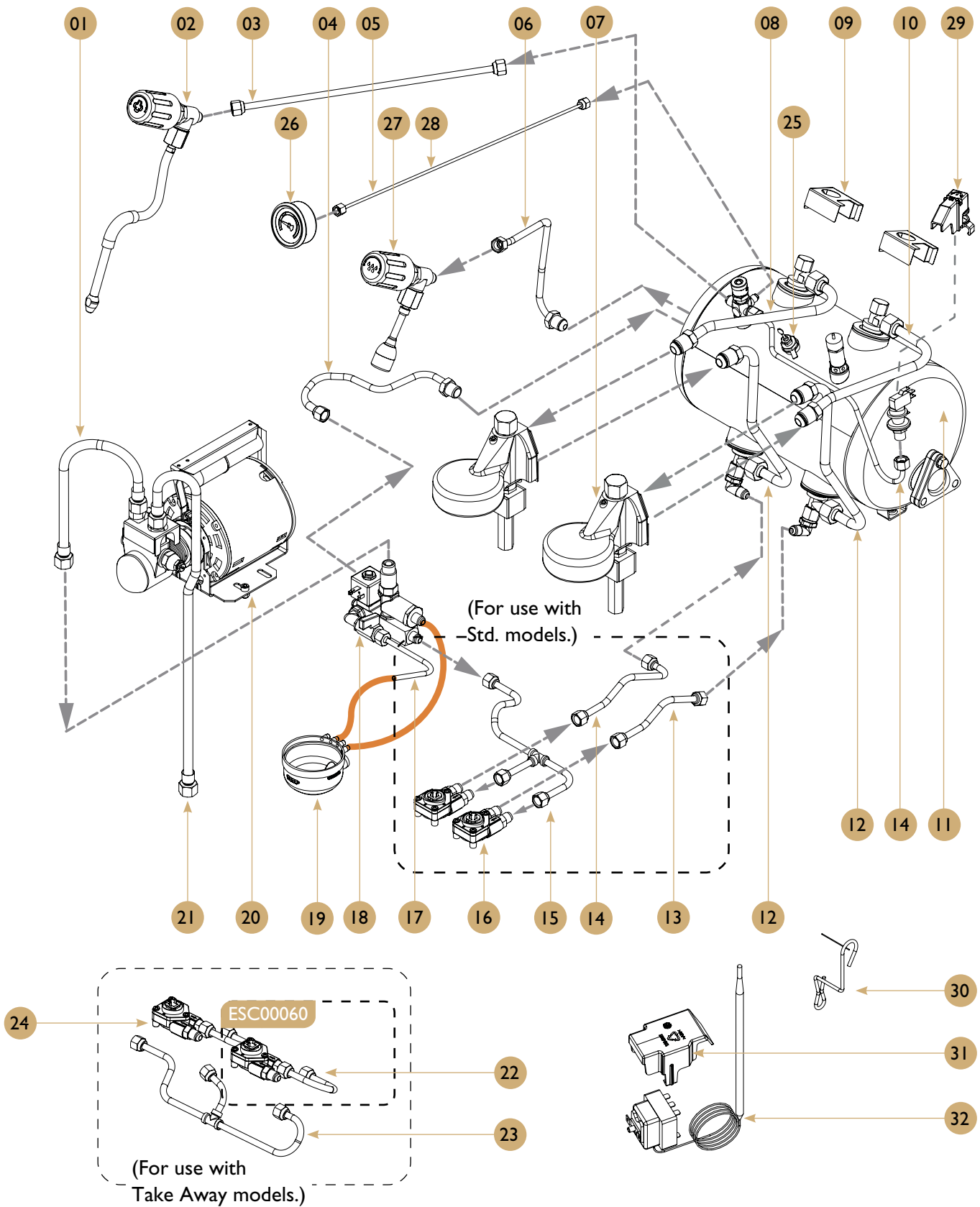
POS.	PCS	Part No.	Description
01	1	C35900020	30Cm Hose
02	2	-----	Steam tap
03	1	C35110113	Pipe Steam Tap
04	1	C35110465	Pipe Water Filling 2Gr Mc
05	1	-----	Water throws + E.V. 2-way 1 / 4G
06	1	C35110005	Pipe Water Tap
07	2	C15000050	Group Espresso Preass
08	1	C35110003	Pipe Group Left Inlet
09	3	CESC00100	Magnets Set
10	1	C35110002	Pipe Group Right Inlet
11	1	-----	Boiler Assembly Megacrem 2GR
12	2	C35110000	Pipe Group Right Return 2Gr
13	1	C35040007	Flowmeter Outlet Piping (Std. models)
14	1	C35040104	Volumetric Tube Laberinth Mc (Std. models)
15	1	C35110461	Manifold Tube Distributor 2Gr (Std. models)
16	2	C60100045	Flowmeter UI/Netw. Brass Tef+Led (Std. models)
17	1	C35110012	Pipe Drainage Boiler 2Gr
18	1	CESC00093	Water Splitter
19	1	C70001000	Drain Filter + High Group
20	1	ESC00010	CREM motobomba 220V
21	1	C35900180	180Cm Hose
22	2	C35040103	Volumetric Tube (Take Away models)
23	1	C35110464	Pipe Distribution 2Gr Mc (Take Away models)
24	2	CESC00060	Flowmeter Ass. (Take Away models)
25	1	C60100040	Water Level Probe 1/4"
26	1	C60100076	Temp. Probe + Susp. Pipe ISP
27	1	I364062	Clip EGO
28	1	I264261	3 Pole Cover
29	1	I0200141	1 Pole Thermal Cut-Out With Bulb

**Note:**

- For Take Away models, parts 13, 14, 15 and 16 are replaced by parts 22 (x2), 23 (x1) and 24 (x2).

Water system - 2Gr Pulser & Control, Standard & Take Away

Drawing



Water system - 2Gr Pulser & Control, Standard & Take Away

Spare parts list

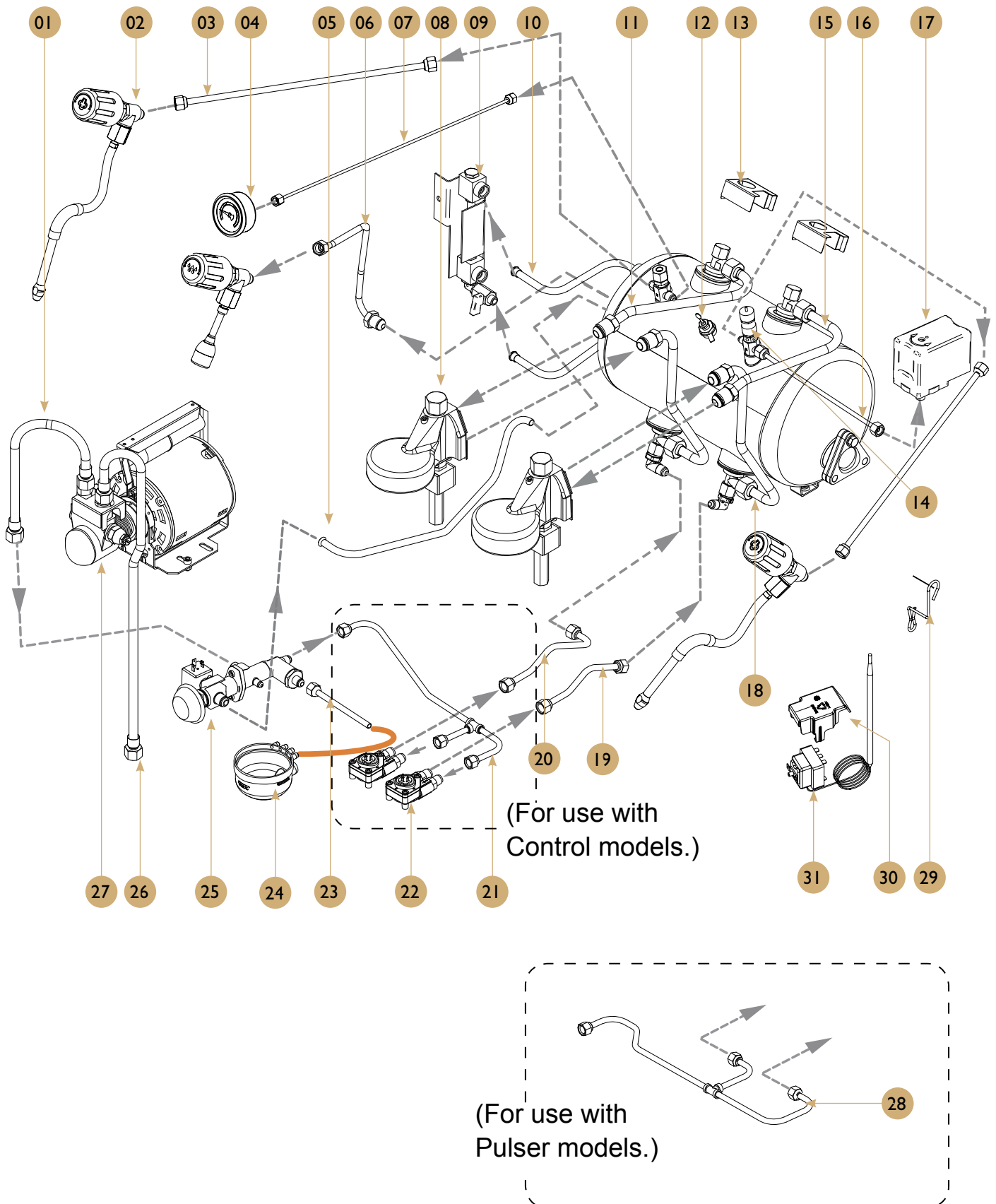
POS.	PCS	Part No.	Description
01	1	C35900020	30Cm Hose
02	2	C15000370	Tap Steam Eleg./Mega Comp 4H Bf
03	1	C35110113	Pipe Steam Tap
04	1	C35110465	Pipe Water Filling 2Gr Mc
05	1	C35110530	Tube pressure gauge
06	1	C35110005	Pipe Water Tap
07	2	C15000050	Group Espresso Preass
08	1	C35110003	Pipe Group Left Inlet
09	3	CESC00100	Magnets Set
10	1	C35110002	Pipe Group Right Inlet
11	1	-----	Boiler Assembly Megacrem 2GR
12	2	C35110000	Pipe Group Right Return 2Gr
13	1	C35040007	Flowmeter Outlet Piping (Std. models)
14	1	C35040104	Volumetric Tube Laberinth Mc (Std. models)
15	1	C35110461	Manifold Tube Distributor 2Gr (Std. models)
16	2	C60100045	Flowmeter UI/Netw. Brass Tef+Led (Std. models)
17	1	C35110012	Pipe Drainage Boiler 2Gr
18	1	CESC00093	Water Spliter
19	1	C70001000	Drain Filter + High Group
20	1	ESC00010	CREM motobomba 220V
21	1	C35900180	180Cm Hose
22	2	C35040103	Volumetric Tube (Take Away models)
23	1	C35110464	Pipe Distribution 2Gr Mc (Take Away models)
24	2	CESC00060	Flowmeter Ass. (Take Away models)
25	1	C60100040	Water Level Probe 1/4"
26	1	C60000065	1 Gauge Reading D-60
27	1	C15000330	Tap Hot Water Complete
28	1	C35110530	Tube pressure gauge
29	1	I264357	Cap For Pressure Switch
30	1	I364062	Clip EGO
31	1	I264261	3 Pole Cover
32	1	I0200141	1 Pole Thermal Cut-Out With Bulb

**Note:**

In models designed for tall cups, parts 13, 14, 15 and 16 are replaced by parts 22 (x2), 23 and 24.

Water system - 2Gr Pulser & Control, Standard models with Manual Tap

Drawing



Water system - 2Gr Pulser & Control, Standard models with Manual Tap

Spare parts list

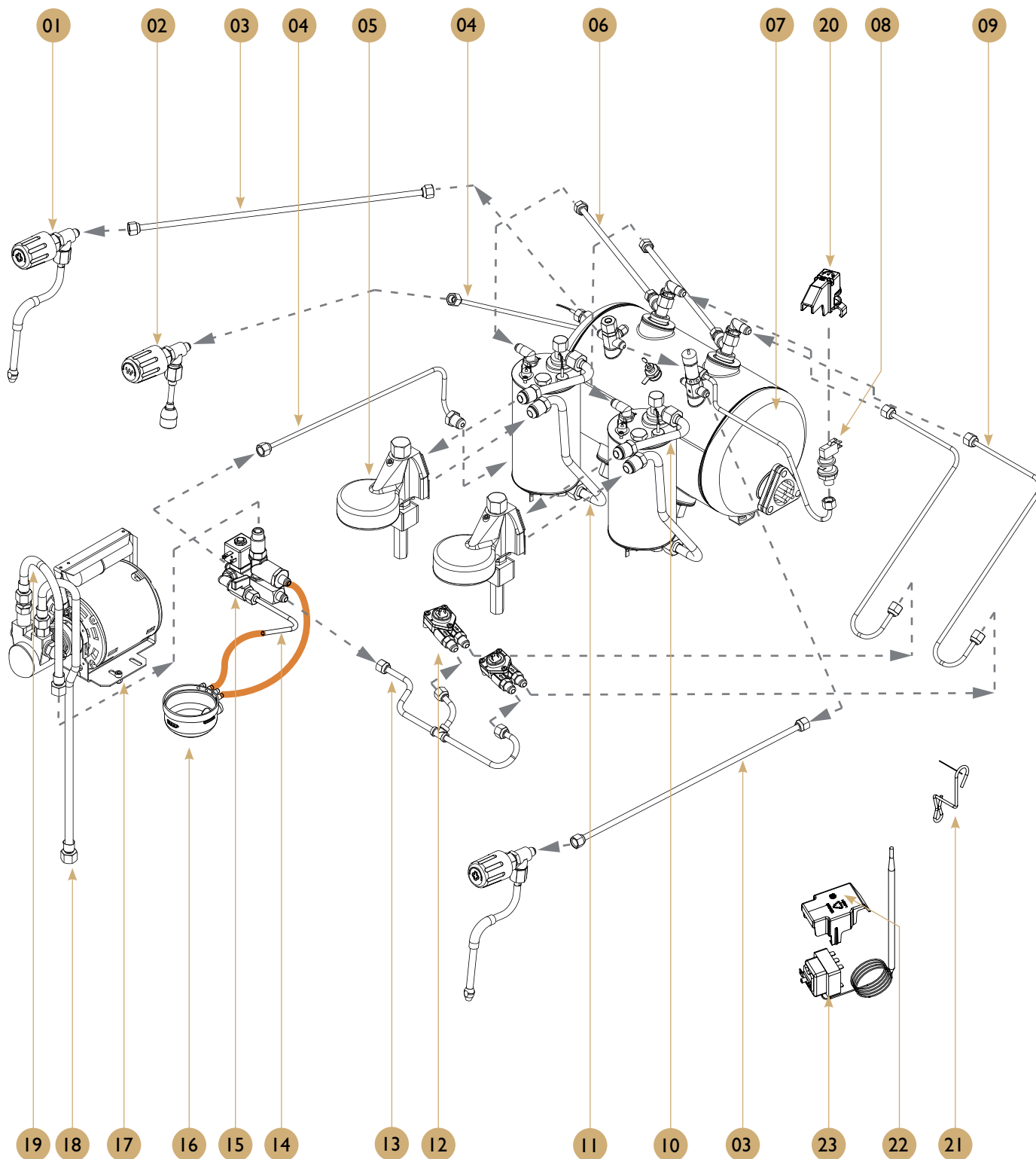
POS.	PCS	Part No.	Description
01	1	C35900020	30Cm Hose
02	2	C15000370	Tap Steam Eleg./Mega Comp 4H Bf
03	1	C35040117	4Ltrs Grinder's Steam Pipe
04	1	C60000065	1 Gauge Reading D-60
05	1	C35110465	Pipe Water Filling 2Gr Mc
06	1	C15000330	Tap Hot Water Complete
07	1	C35110530	Tube pressure gauge
08	2	C15000050	Group Espresso Preass
09	1	CESC00070	Optical Water Level Ass.
10	2	C35110063	Pipe Water Level
11	1	C35110003	Pipe Group Left Inlet
13	2	CESC00100	Magnets Set
12	1	C60100040	Water Level Probe 1/4"
15	1	C35110002	Pipe Group Right Inlet
13	1	-----	Boiler Assembly G-10 2Gr
14	1	C35110113	Pipe Steam Tap
15	1	C35110002	Pipe Group Right Inlet
16	1	C35110114	Pipe Pressure Sensor
17	1	C60000008	Pressostat Piris CE
18	2	C35110000	Pipe Group Right Return 2Gr
19	1	C35040007	Flowmeteroutlet Piping (Standard models)
20	1	C35040104	Volumetric Tube Laberinth Mc (Standard models)
21	1	C35110461	Manifold Tube Distributor 2Gr (Standard models)
22	2	C60100045	Flowmeter UI/Netw. Brass Tef+Led (Standard models)
23	1	C35110116	Pipe Dripping Level
24	1	C70001000	Drain Filter + High Group
25	1	ESC00020	Complete Charging Tap Control
26	1	C35900180	180Cm Hose
27	1	CESCMP500	Motor&Pump Ass Std
28	1	C35110006	Pipe Distribution 2Gr Level
39	1	I364062	Clip EGO
30	1	I264261	3 Pole Cover
31	1	I0200141	1 Pole Thermal Cut-Out With Bulb

**Note:**

- For Pulser models, parts 21 and 22 are replaced by part 28 (x1).

Water system - 2Gr, 3 boilers

Drawing



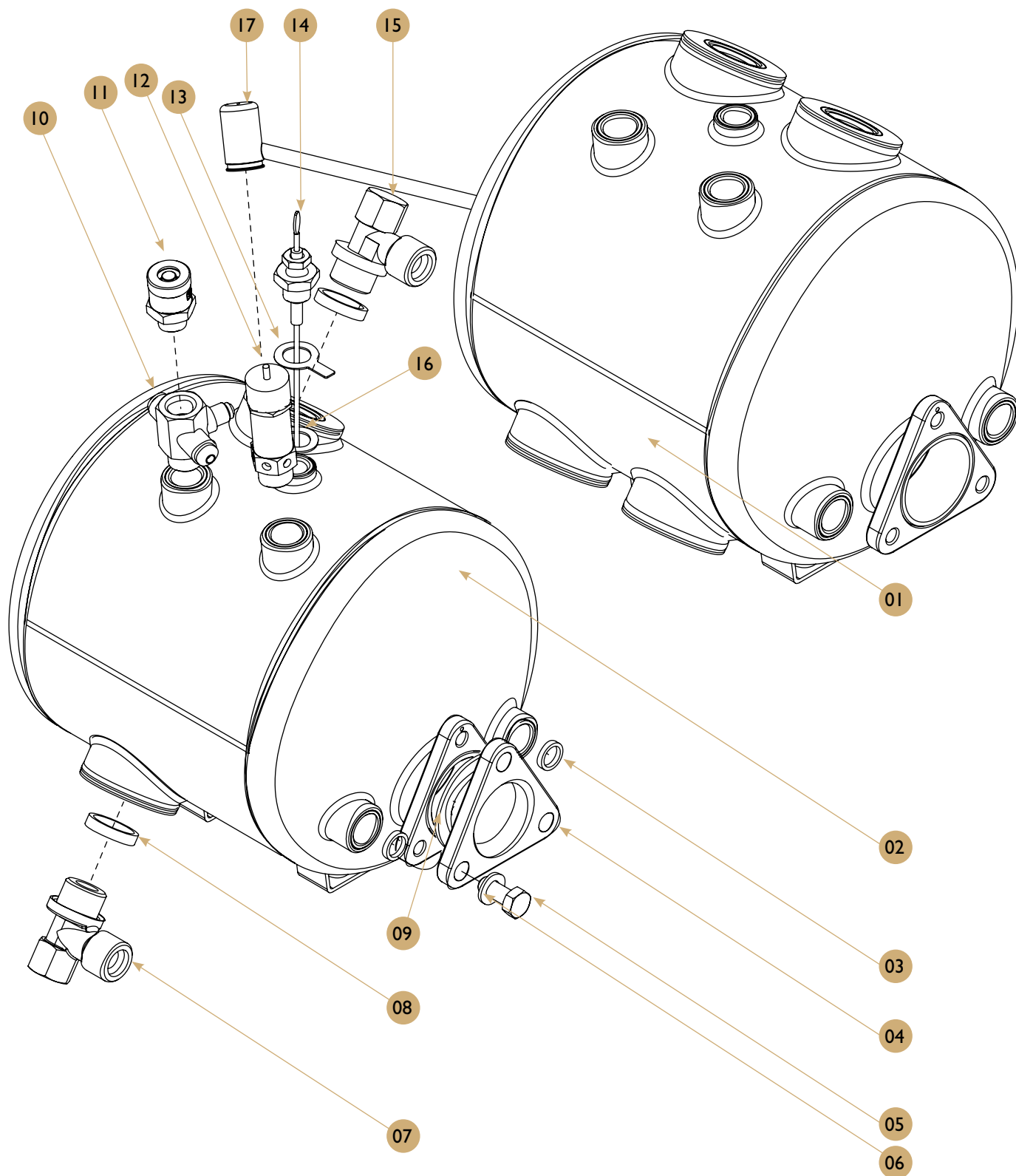
Water system - 2Gr, 3 boilers

Spare parts list

POS.	PCS	Part No.	Description
01	2	C15000370	Tap Steam Eleg./Mega Comp 4H Bf
02	1	C15000330	Tap Hot Water Complete
03	2	C35040117	4Ltrs Grinder's Steam Pipe
04	2	C35040118	Pipe Water Filling Mini
05	2	C15000050	Group Espresso Preass
06	2	C35110113	Pipe Steam Tap
07	1	-----	Boiler Assembly New Elegance 2Gr 3 Boiler
08	1	C60000008	Pressostat Piris Ce
09	2	C35020010	Office Water Tube
10	2	C35040476	Entry Tube D12 Office Grinder
11	2	C35110000	Pipe Group Right Return 2Gr
12	2	C60100045	Flowmeter UI/Netw. Brass Tef+Led
13	1	C35110464	Pipe Distribution 2Gr Mc
14	1	C35110012	Pipe Drainage Boiler 2Gr
15	1	CESC00093	Water Splitter
16	1	C70001000	Drain Filter + High Group
17	1	CESCMP500	Motor&Pump Ass Std
18	1	C35900180	180Cm Hose
19	1	C35900020	30Cm Hose
20	1	I264357	Cap for Pressure Switch
21	1	I364062	Clip EGO
22	1	I264261	3 Pole Cover
23	1	I0200141	1 Pole Thermal Cut-Out With Bulb

New Elegance Mini: boiler assembly

Drawing



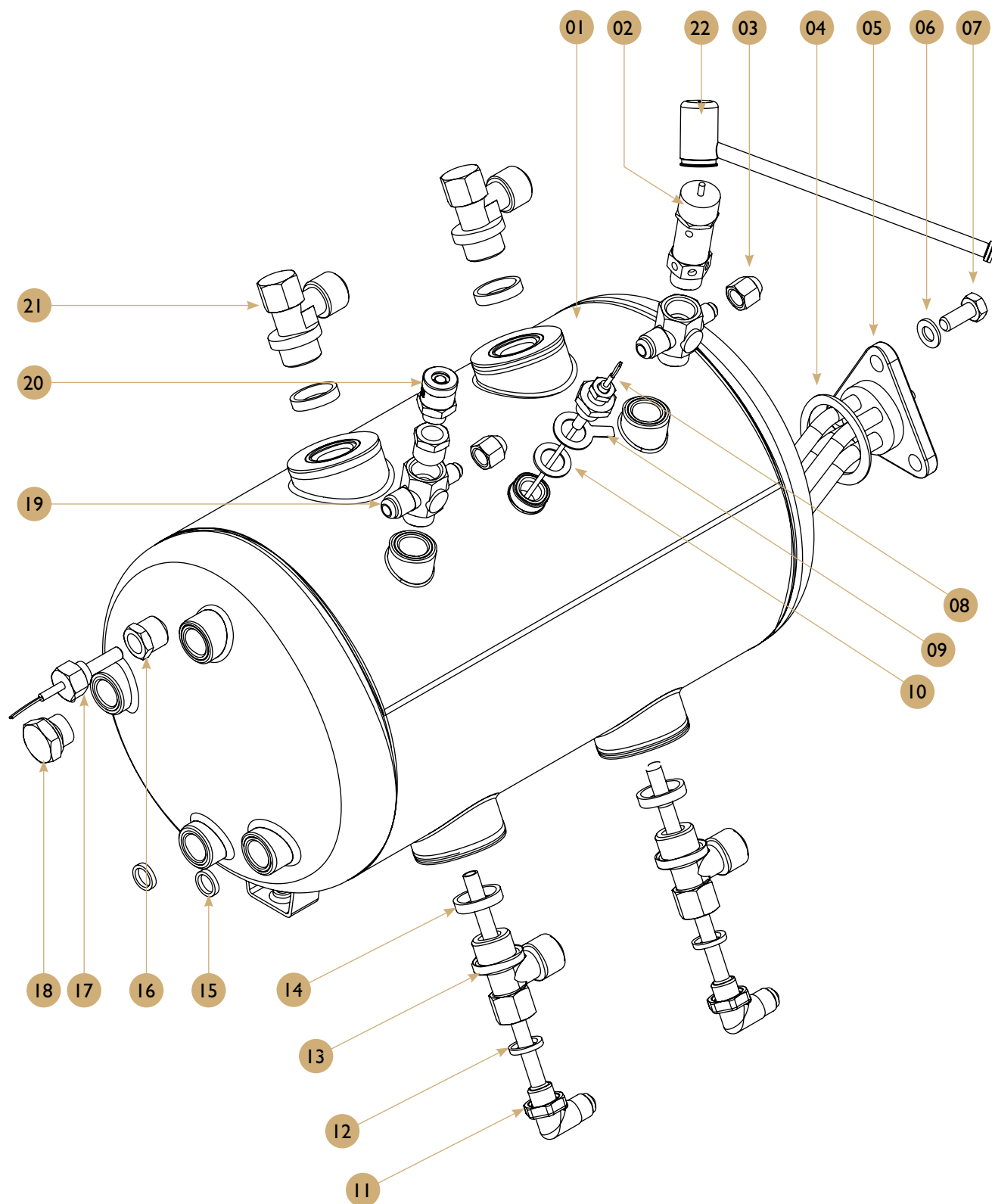
New Elegance Mini: boiler assembly

Spare parts list

POS.	PCS	Part No.	Description
01	1	C15100016	Copper Boiler 2Gr 6Lt
02	1	C15100018	Boiler Copper 1Gr 6L
03	2	C50010050	3/8 Boiler's Connector Teflon Gaske
04	1	C38025001F	2500W-230V- 6LTRS.COPPER ELEMENT
05	1	C25093320	Hexagonal Head Screew 8X20 Din 933
06	1	C25012530	Flat Washer M-8 Din-125
07	1	C30000210	Thermics Inf. Adaptor-1/2X1/2X1/4
08	2	C50010010	21.1*25.7* 1/2 Teflon Gasket
09	1	C50010030	40*52*2 Element Teflon Gasket
10	1	C30000110	3 Tracks Adaptor 1/4 * 1/4 * 1/8
11	1	C65000200	Non Suction Valve
12	1	C65000110	Cn10 Ptfe Ce Safety Valve
13	1	C25000003	Inox Ground Washer
14	1	C60100040	Water Level Probe 1/4
15	1	C30000200	Thermics Sup. Adaptor 1/2 X 1/2
16	1	C25679812	M12 Washer Form A
17	1	I560003	Safety Valve Protector

New Elegance 2Gr: boiler assembly

Drawing



New Elegance 2Gr: boiler assembly

Spare parts list

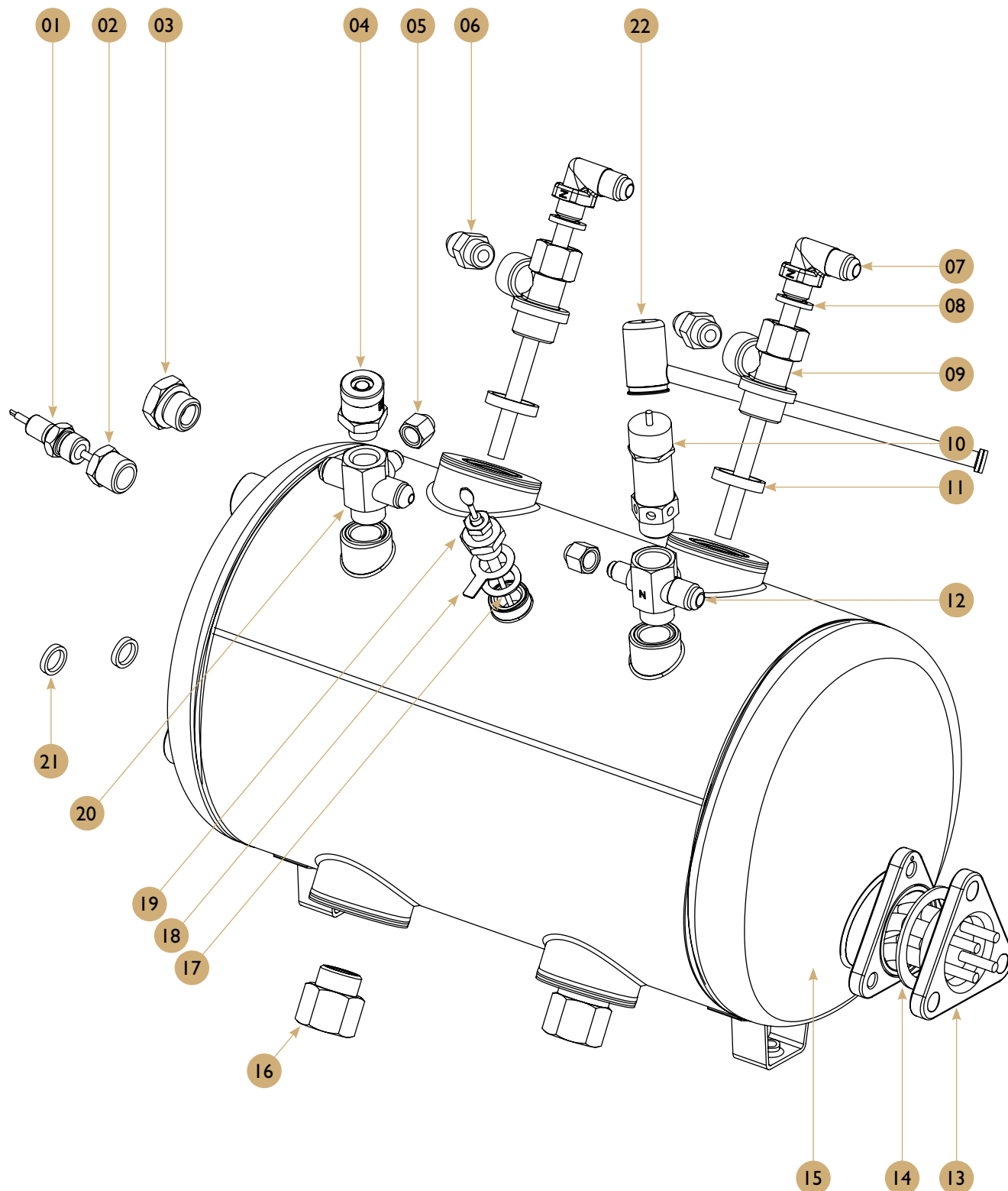
POS.	PCS	Part No.	Description
01	1	C15100020	Boiler 2Gr 11Lts.
02	1	C65000110	Cn10 Ptfе Ce Safety Valve
03	2	C30000315	Bling Plug 1/8 Female
04	1	C50010030	40*52*2 Element Teflon Gasket
05	1	C38034503F	3050W.230V- 2Gr Element
*05	1	C30834503	3450 W 230 V 2 GR ELEMENT
*05	1	C38045000	4500W-230V 2GR ELEMENT
*05	1	C38040000F	4000 W- 230V 3GR ELEMENT
*05	1	C38060000F	6000W.230V-3GR ELEMENT
06	1	C25012530	Flat Washer M-8 Din-125
07	1	C25093320	Hexagonal Head Screew 8X20 Din 933
08	1	C60100040	Water Level Probe 1/4
09	1	C25000003	Inox Ground Washer
10	1	C25679812	M12 Washer Form A
11	2	C30000220	Cone Injector 1/4
12	2	C50010020	13.2*18.2*2.5 1/4 Teflon Gasket
13	2	C30000210	Thermics Inf. Adaptor-1/2X1/2X1/4
14	4	C50010010	21.1*25.7* 1/2 Teflon Gasket
15	2	C50010050	3/8 Boiler's Connector Teflon Gaske
16	2	C30000003	Reducer Male-Female-3/8 - 1/4
17	1	C60100076	Temp. Probe + Susp. Steam Pipe Icd
18	1	C30000290	Plug M 3/8
19	2	C30000100	2 Tracks Adaptor- 1/4 X 1/8
20	1	C65000200	Non Suction Valve
21	2	C30000200	Thermics Sup. Adaptor 1/2 X 1/2
22	1	I560003	Safety Valve Protector

**Note:**

Parts 05 marked with * are options on three-phase models.

New Elegance 2Gr 3 Boilers: boiler assembly (main boiler)

Drawing



New Elegance 2Gr 3 Boilers: boiler assembly (main boiler)

Spare parts list

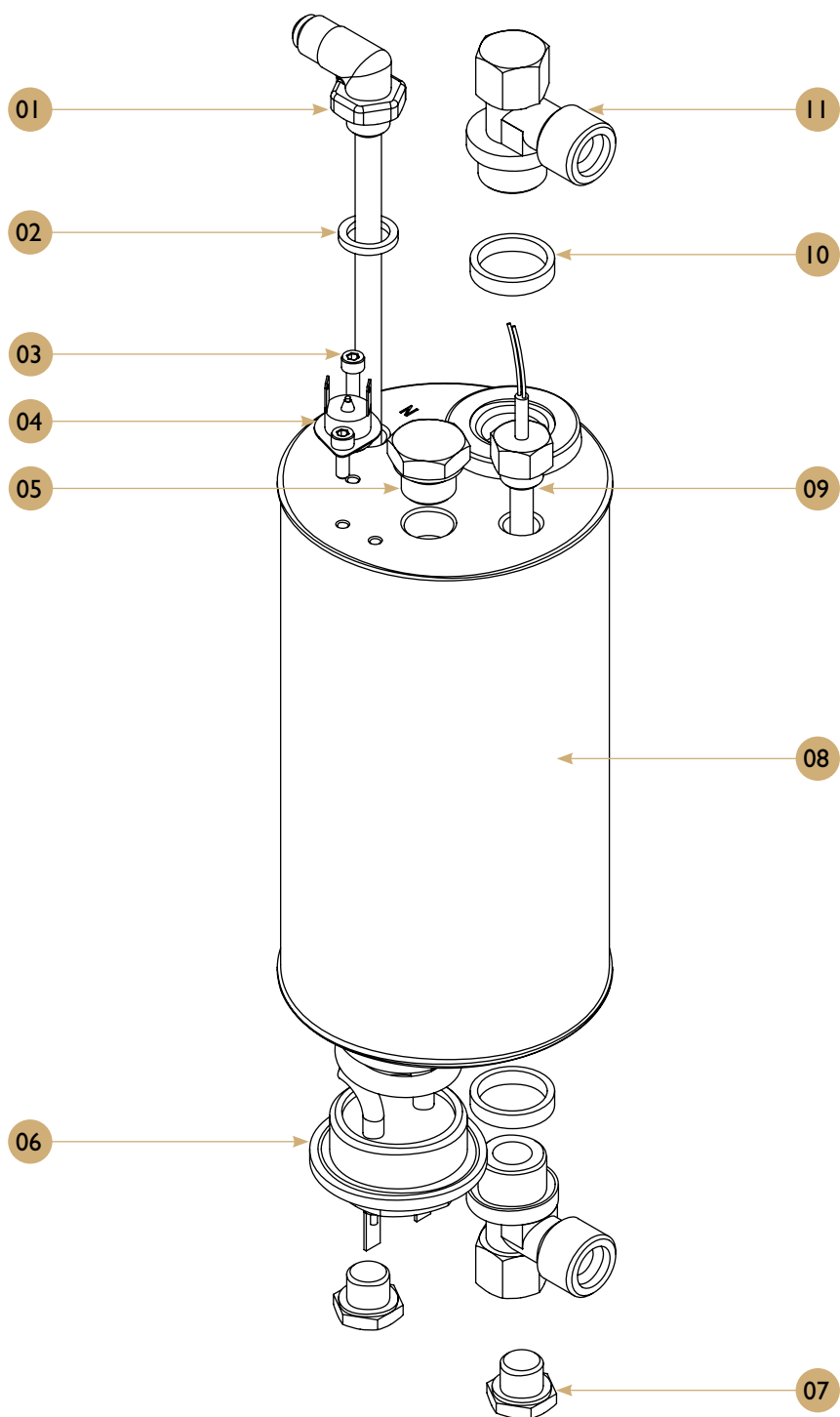
POS.	PCS	Part No.	Description
01	1	C60100076	Temp. Probe + Susp. Steam Pipe lcd
02	1	C30000003	Reducer Male-Female-3/8 - 1/4
03	1	C30000290	Plug M 3/8
04	1	C65000200	Non Suction Valve
05	2	C30000315	Bling Plug 1/8 Female
06	2	C30000510	Conical Adaptor 1/4*1/4 Electron
07	2	C30000220	Cone Injector 1/4
08	2	C50010020	13.2*18.2*2.5 1/4 Teflon Gasket
09	2	C30000210	Thermics Inf. Adaptor-1/2X1/2X1/4
10	1	C65000110	Cn10 Ptfе Ce Safety Valve
11	2	C50010010	21.1*25.7* 1/2 Teflon Gasket
12	1	C30000100	2 Tracks Adaptor- 1/4 X 1/8
13	1	C38034503F	3050W.230V- 2Gr Element
*13	1	C38045000	4500W-230V 2GR ELEMENT
*13	1	C38060000F	6000W.230V-3GR ELEMENT
14	1	C50010030	40*52*2 Element Teflon Gasket
15	1	C15100020	Boiler 2Gr 11Lts.
*15	1	C15100030	Boiler 3Gr 17Lts.
16	2	C30200035	Long Plug 1/2 Group
17	1	C25679812	M12 Washer Form A
18	1	C25000003	Inox Ground Washer
19	1	C60100040	Water Level Probe 1/4
20	1	C30000110	3 Tracks Adaptor 1/4 * 1/4 * 1/8
21	2	C50010050	3/8 Boiler's Connector Teflon Gaske
22	1	I560003	Safety Valve Protector

**Note:**

Parts 13 marked with * are options on three-phase models.

New Elegance 2Gr 3 Boilers: boiler assembly (group boiler)

Drawing



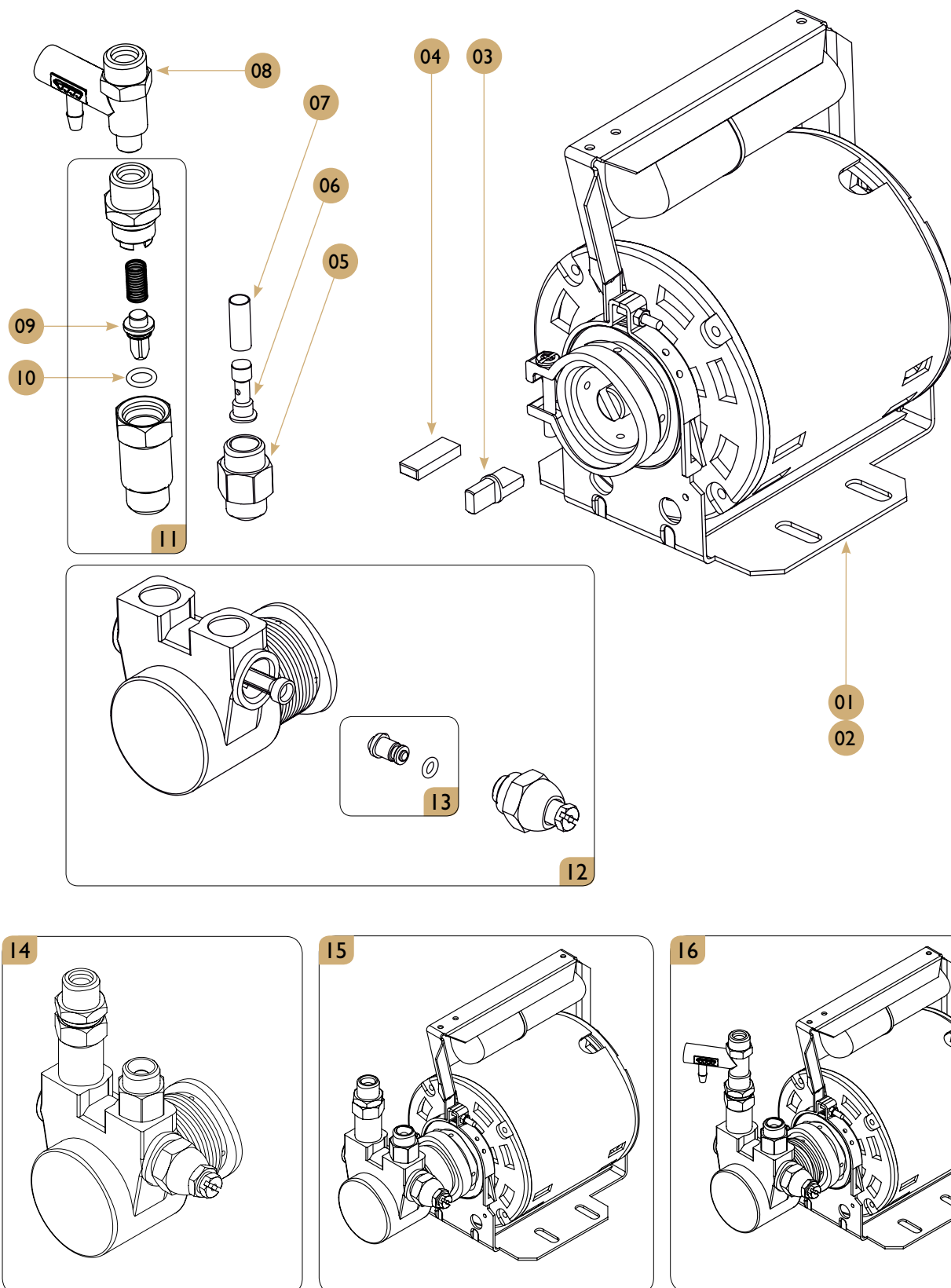
New Elegance 2Gr 3 Boilers: boiler assembly (group boiler)

Spare parts list

POS.	PCS	Part No.	Description
01	1	C30000220	Cone Injector 1/4
02	1	C50010020	13.2*18.2*2.5 1/4 Teflon Gasket
03	2	C25091210	Allen Screw 4X12 Din-912
04	1	C10200110	Office Thermostat 16 A
05	1	C30000290	Plug M 3/8
06	1	C38012000F	1200W-230V Office Element
07	2	C30000300	Blind Plug 1/4 Male
08	1	C15100010	Office Cappuccinator Boiler
09	1	C60100076	Temp. Probe + Susp. Steam Pipe lcd
10	2	C50010010	21.1*25.7* 1/2 Teflon Gasket
11	2	C30000200	Thermics Sup. Adaptor 1/2 X 1/2

New Elegance: Rotary pumps

Drawing



New Elegance: Rotary pumps

Spare parts list

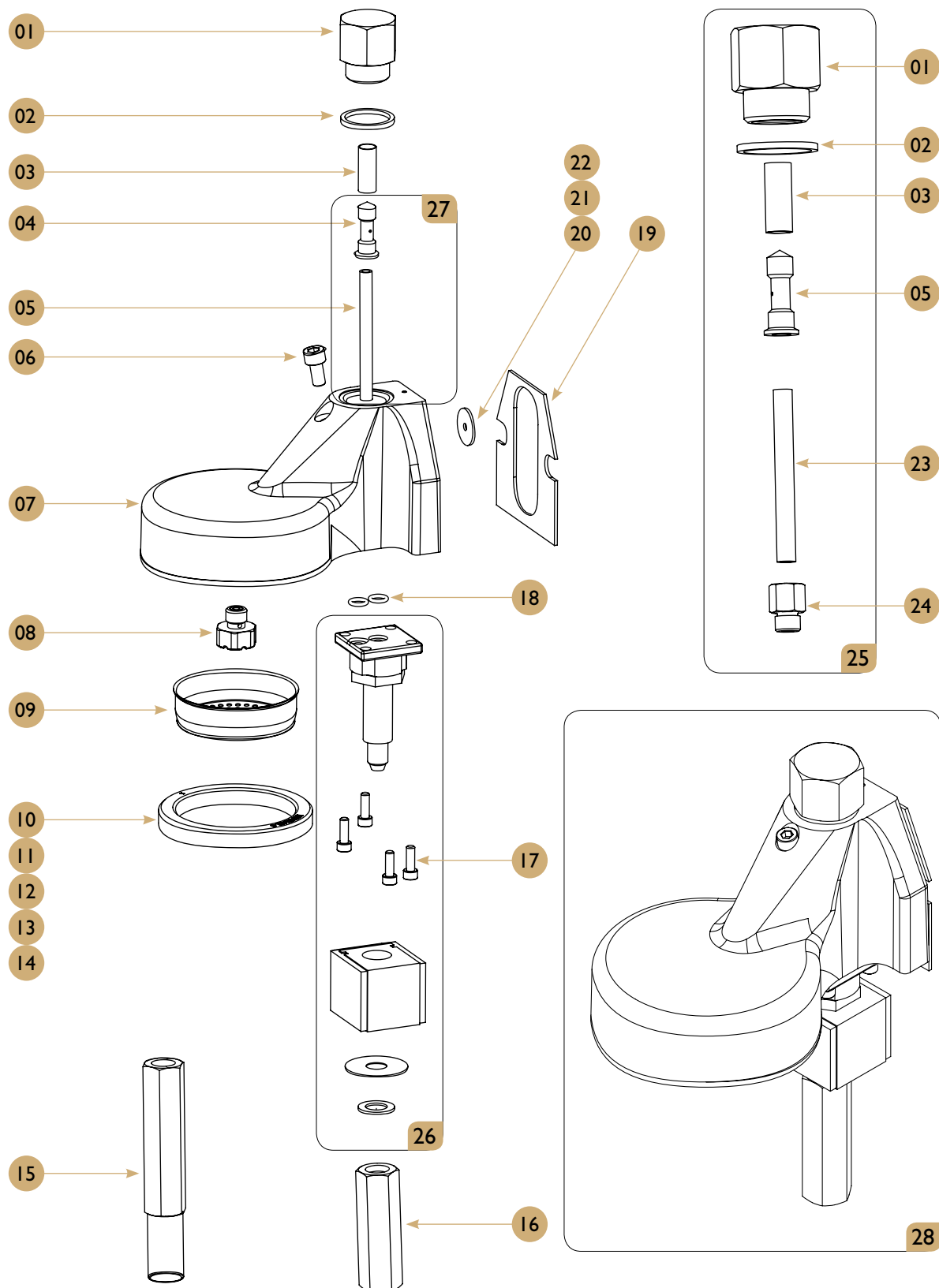
POS.	PCS	Part No.	Description
01	I	C60000016	Motor Crem 230V/50Hz
02	I	C60000028	Motor Crem 120V
03	I	C30000019	Cardan Joint Pump
04	I	C30000022	Cardan Joint Pump Flat
05	I	C30000240	PUMP ADAPTOR 3/8 X 3/8
06	I	C30100100	Inlet Water Filter Holder
07	I	C70000009	Tubular Group Filter
*08	I	C30400055	Pump Bypass Condor
09	I	C30369110	Restrictor pin
10	I	C50000130	O-Ring 8 X 1.9
11	I	C65000010	Retention Valve
12	I	C60000030	Pump (Crem Special Treatment)
13	I	C60000031	Piston Bypass Pump (Tec)
14	-	C60000033	Pump Rotary Compact
15	-	CESCMPS00	Motor&Pump Ass Std
16*	-	CESCMPE00	MOTOR&PUMP ASS ECO

**Note:**

Part No. C30400055 and CESCMPE00 apply to the New Elegance Mini models.

Group head

Drawing



Group head

Spare parts list

POS.	PCS	Part No.	Description
01	1	C30200035	Long Plug 1/2 Group
02	1	C50010040	21.7*25.7*2 G/C-G Teflon Gasket
03	1	C70000009	Group Teflon Injector Rev3
04	1	C30200061	Group Teflon Injector Rev3
05	1	C30200026	Tefl Water Reduc. Holder 4X6x65
06	1	C25091250	Allen Screw 6*10 Din-912 Group
07	1	C30200010	Crem Brewing Group Body
08	1	C30200040	Diffuser
09	1	C75000010	SHOWER
10	1	C75000081	8mm Group Head Gasket
11	-	C75000083	FILTER 8.5MM
12	-	C75000085	Filter 9Mm
13	-	C75000090	EXTRA SEAL FOR GASKET 0,5 MM
14	-	C75000095	EXTRA SEAL FOR GASKET 1 MM
15	-	C30000043	High Group Brewing Group Thread
16	1	C30000040	Brewing Group Thread
17	4	C25091210	ALLEN SCREW 4X12 DIN-912
18	2	C50000100	O-Ring 6.07X1.78 Fkm Fda
19	1	C50000010	Green Body Flat Group Joint
20	1	C50020000	3.5*18.2*2 Teflon Hot Water Reducto
21	-	C50020020	Chicle Teflon 2'5 (2'5X18'2X2)
22	-	C50020010	CHICLE TEFLON 2 (2X18'2X1)
23	1	C30200026	Teflon Tube 4X6x55
24	1	C30200070	Acople Tubo Portachicle
25	-	CESC50000	Injector Kit Complete
26	1	C60000112	Gro Head Electrov. Parker 220V
27	1	C60000115	Gro Head Electrov. Parker 120V
28	-	C15000050	Group Espresso Preass

**Note:**

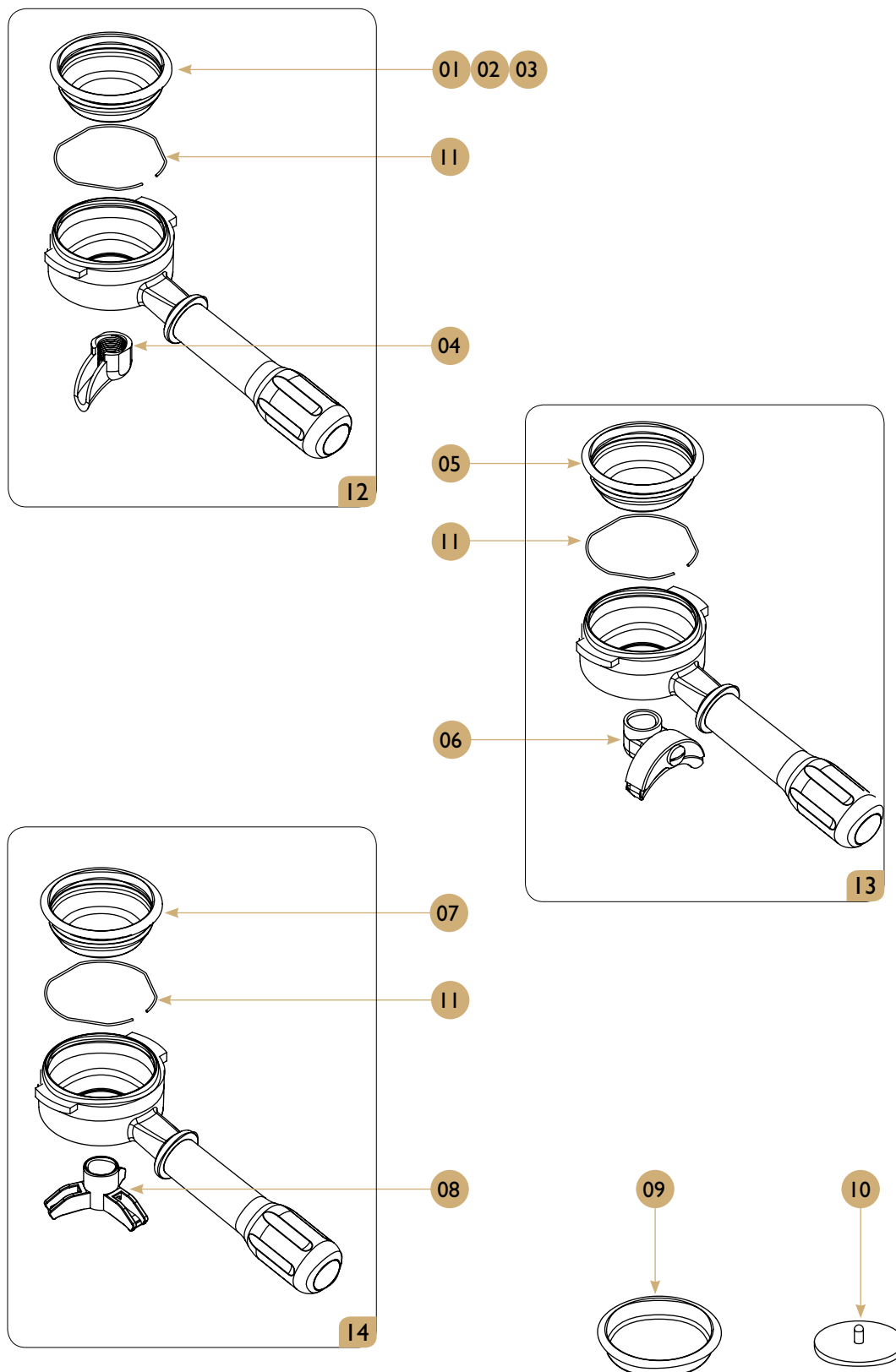
Sets C60000112 and C60000115 do not include no. 17 screws.

The CESC50000 set is designed for threaded group bodies (models prior to 2004).

Pos. 13/14 can be used for old and worn out seals/group heads to ensure proper sealing.

Portafilters

Drawing



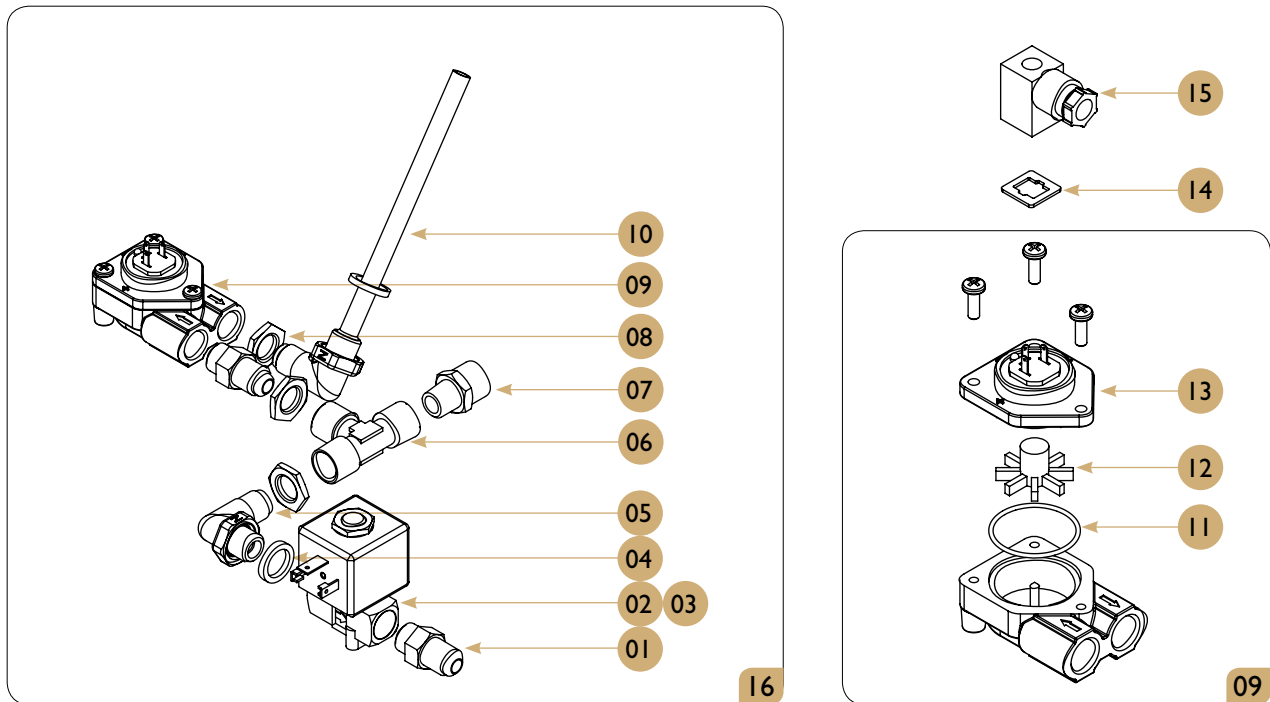
Portafilters

Spare parts list

POS.	PCS	Part No.	Description
01	-	C75000059	1 Cup Filter 6 Gr
02	-	C75000037	1 Cup Filter 6,5 Gr
03	-	C75000031	1 Cup Filter (7Gr)
04	-	C75000050	Spout 1 Cup
05	-	C75000041	2 Cup Filter (14Gr)
06	-	C75000060	Spout 2Cups
07	-	C75000049	3 Cup Filter (21Gr)
08	-	C75000070	Spout 3 Cups
09	-	C75000020	Blind Cup
10	-	C75000000	Blind Rubber Filter
11	-	C75000120	Filter Spring
12	-	C75001500	Portafilter 1 Cup Std Incl Filter
13	-	C75002500	Portafilter 2 Cups Std Incl Filter
14	-	C75003000	Portafilter 3 Cups Std Incl Filter

New Elegance Mini I Gr : water supply and drainage set

Drawing

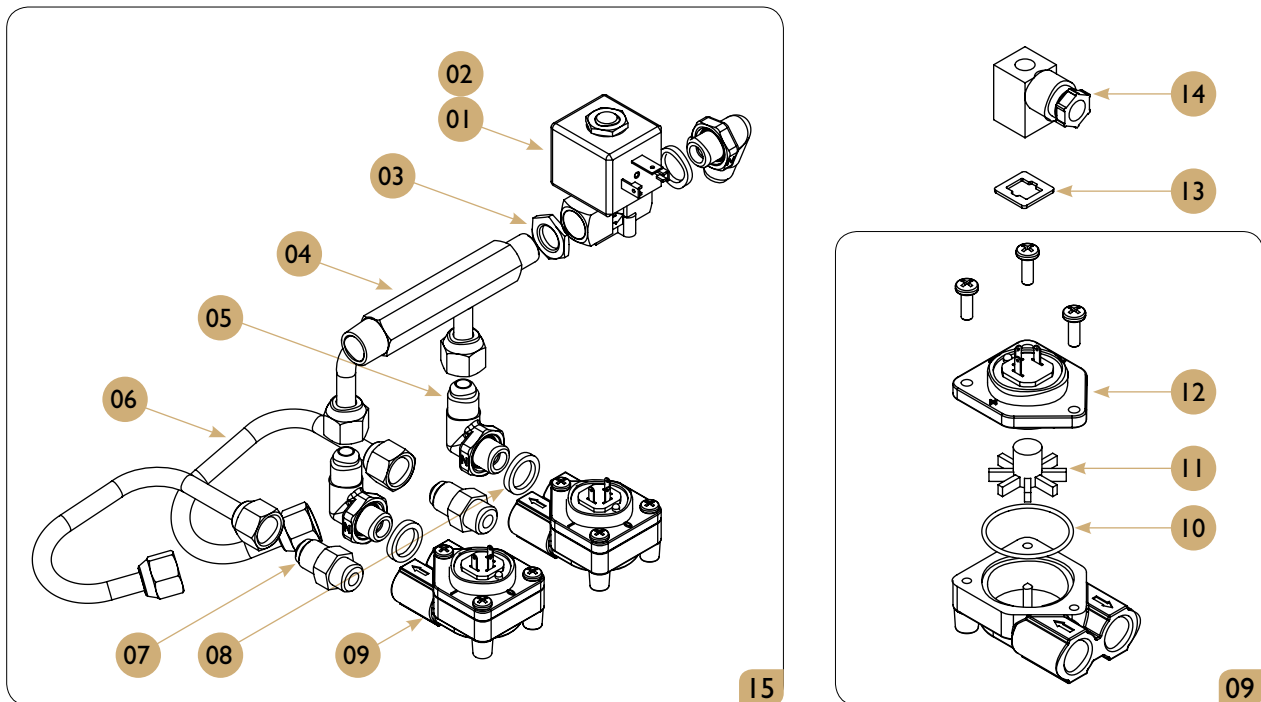


Spare parts list

POS.	PCS	Part No.	Description
01	2	C30000510	Conical Adaptor 1/4*1/4 Electron
02	1	C60000100	1/4 X 1/4 Electrovalve Parker 220V
03	1	C60000103	1/4 X 1/4 Electrovalve Parker 120V
04	2	C50010020	13.2*18.2*2.5 1/4 Teflon Gasket
05	1	C30000215	Conical Bend Adaptor 1/4 X 1/4
06	1	C30000000	T H-H-H-1/4 Mini
07	1	C30000002	Buttress 1/4-3/8 Mini
08	3	C30100010	Hexagonal Nut 1/4 Pressostat
09	1	C60100045	FLOWMETER UL/NETW. BRASS TEF+LED
10	1	C30000220	Cone Injector 1/4
11	1	C60102020	O-Ring Flowmeter
12	1	C60102010	Frontal Botonera Elen
13	1	C60102040	Flow Meter Lid
14	1	C*45000001	Flow Meter Joint
15	1	C60100055	Flow Meter Connector
16	-	CESC00090	Piping Mini Control I Std&Ta

New Elegance Mini 2Gr : water supply and drainage set

Drawing

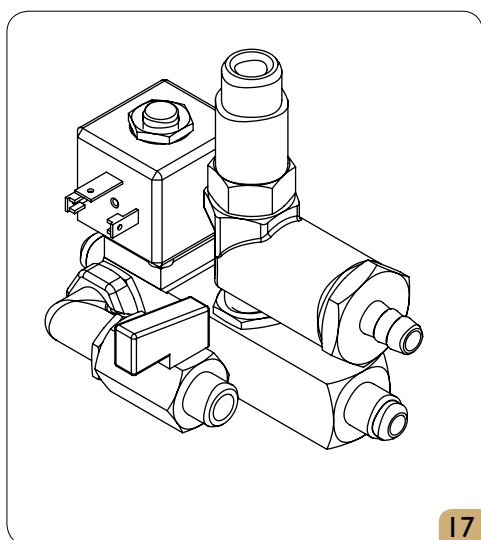
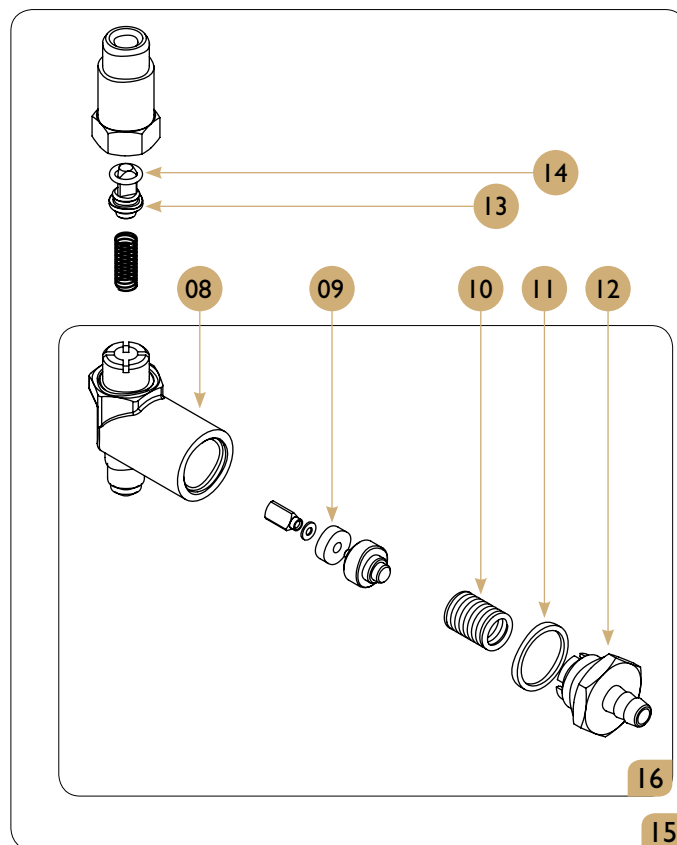
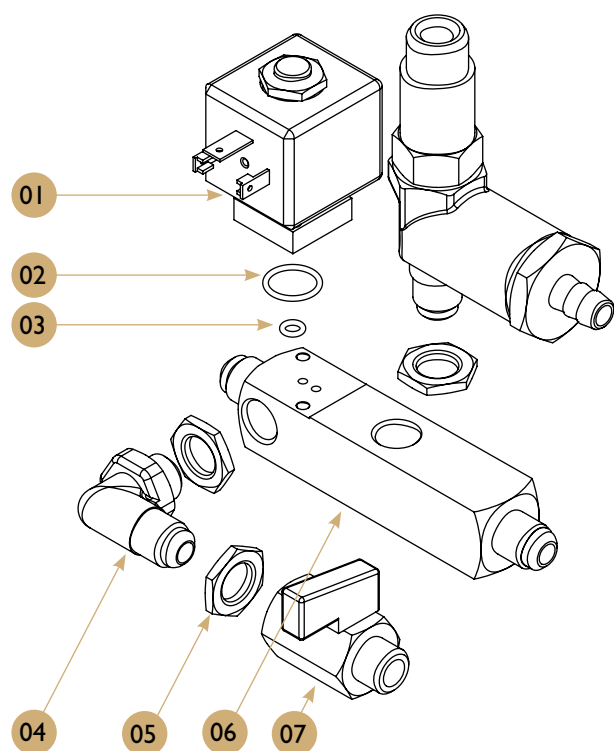


Spare parts list

POS.	PCS	Part No.	Description
01	1	C60000100	1/4 X 1/4 Electrovalve Parker 220V
02	1	C60000103	1/4 X 1/4 Electrovalve Parker 120V
03	1	C30100010	Hexagonal Nut 1/4 Pressostat
04	1	C35040101	Mini Brass Tube For Battery
05	3	C30000215	Conical Bend Adaptor 1/4 X 1/4
06	2	C35040102	4Ltrs Manifold Tube
07	2	C30000510	Conical Adaptor 1/4*1/4 Electron
08	3	C50010020	13.2*18.2*2.5 1/4 Teflon Gasket
09	2	C60100045	FLOWMETER UL/NETW. BRASS TEF+LED
10	2	C60102020	O-Ring Flowmeter
11	2	C60102010	Frontal Botonera Elen
12	2	C60102040	Flow Meter Lid
13	2	C*45000001	Flow Meter Joint
14	2	C60100055	Flow Meter Connector
15	-	CESC00098	Piping Mini Control 2 Std&Ta

New Elegance 2Gr: water supply and drainage set

Drawing



New Elegance 2Gr: water supply and drainage set

Spare parts list

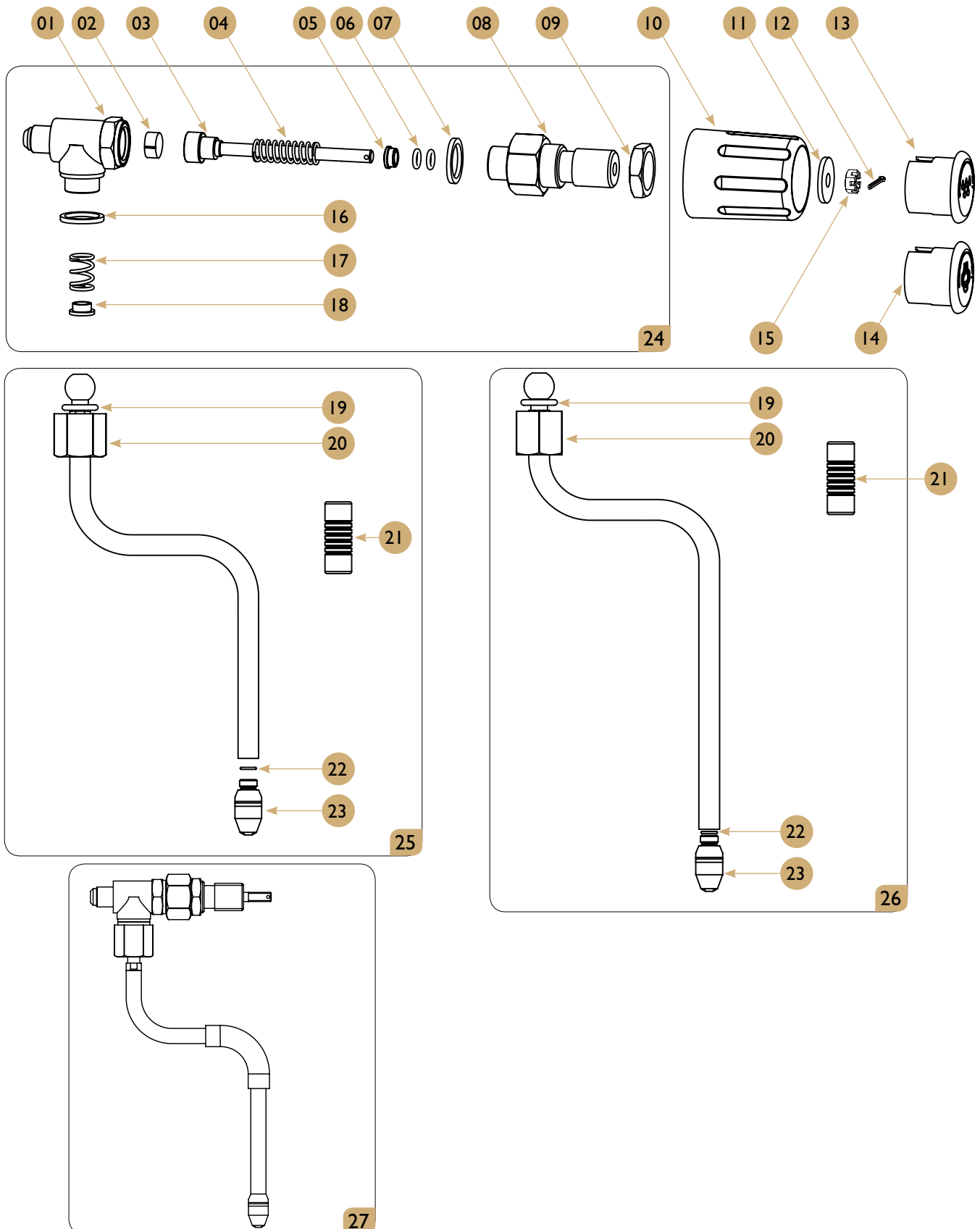
POS.	PCS	Part No.	Description
01	I	C60000105	50/60Hz 220V Solenoid Electrovalve
02	I	C50000105	Large Autofill Solenoid Gasket
03	I	C50000110	Small Autofill Solenoid Gasket
04	I	C30000215	Conical Bend Adaptor 1/4 X 1/4
05	3	C30100010	Hexagonal Nut 1/4 Pressostat
06	I	C30100033	Distributor Mc
07	I	I860016	Tap Drainage GI/4M-GI/4F Right
08	I	C30369100	Relief Valve Body
09	I	C50000020	Gasket For Motor
10	I	C55000030	Expansion Valve Spring
11	I	C50010040	21.7*25.7*2 G/C-G Teflon Gasket
12	I	C30369135	Barb Fitting 1/2 * 1/4 G/C
13	I	C30369110	HOUSING RING
14	I	C50000130	O-Ring 8 X 1.9
15	I	C65000031	Retent+Expans.Valve Set No Hole
16	I	C65000020	Expansion Valve Complete
17	I	CESC00093	Water Splitter

**Important:**

When ordering a replacement for electrovalve no. 1, specify if the machine operates at 230 V or 120 V.

Steam tap

Drawing



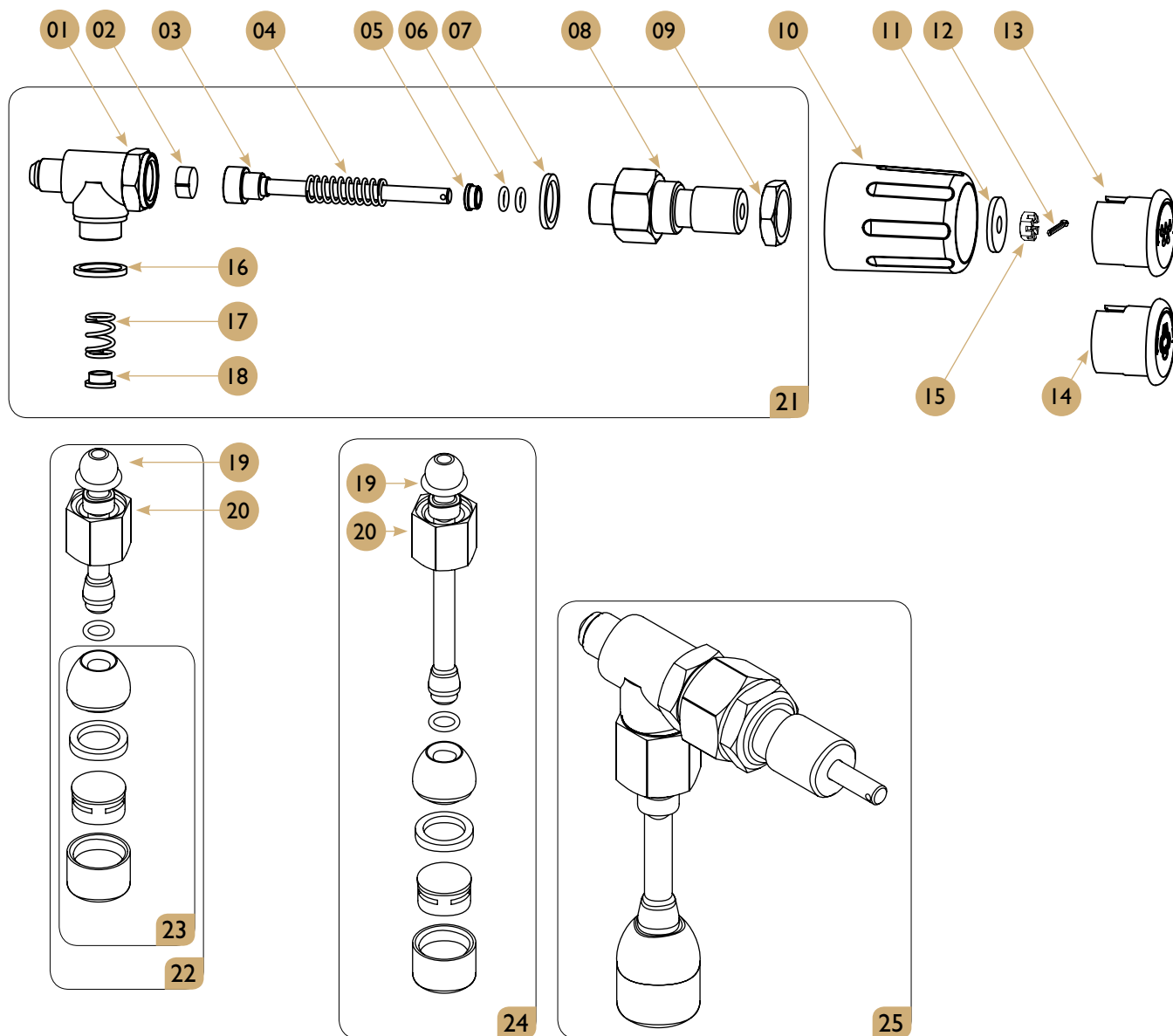
Steam tap

Spare parts list

POS.	PCS	Part No.	Description
01	1	C30370070	Tap Body
02	1	C30370060	Close Nut
03	1	C30370050	Closing Shaft M-6
04	1	C30370040	Shaft Spring
05	1	C30370065	Push Cap
06	2	C30370020	Shaft Ring
07	1	C30370030	Gasket
08	1	C30370010	Tap Fitting
09	1	C30370140	Tap Fixing Nut
10	1	C40000015	High Group Tap Knob
11	1	C25012521	Stainless Steel Knob Washer
12	1	C30370110	Water/Steam Knob Pin
13	1	C30370130	Steam Tap Knob Anagram
14	1	C30370120	Water Tap Knob Anagram
15	1	C25097960	Steam/Water Tap Nut M6-Din 979
16	1	C50010080	Gasket Tap Steam/Water Teflon
17	1	C30370076	Spring Steam/Water Tap
18	1	C30370077	Gasket Tap Steam/Water Brass
19	1	C30370075	O-Ring 12.1X2.7mm
20	1	C70000010	Nut 3/8 For Steamer
21	1	C70000035	Protection Rubber
22	1	C50010090	O-Ring 6*1
23	1	C30370195	Nozzle Steam Tap 3H M8.5 With Gaske
24	1	C15000325	Tap Steam/Water Body
25	-	C30370095	Pipe Steam Eleg./Megacrem Wo Nozzle
26	-	C35010052	Pipe Steam Eleg./Mega Ta Wo Nozzle
27	-	C15000370	Tap Steam Eleg./Mega Comp 4H Bf

Hot water taps

Drawing



Hot water taps

Spare parts list

POS.	PCS	Part No.	Description
01	1	C30370070	Tap Body
02	1	C30370060	Close Nut
03	1	C30370050	Closing Shaft M-6
04	1	C30370040	Shaft Spring
05	1	C30370065	Push Cap
06	2	C30370020	Shaft Ring
07	1	C30370030	Gasket
08	1	C30370010	Tap Fitting
09	1	C30370140	Tap Fixing Nut
10	1	C40000015	High Group Tap Knob
11	1	C25012521	Stainless Steel Knob Washer
12	1	C30370110	Water/Steam Knob Pin
13	1	C30370130	Steam Tap Knob Anagram
14	1	C30370120	Water Tap Knob Anagram
15	1	C25097960	Steam/Water Tap Nut M6-Din 979
16	1	C50010080	Gasket Tap Steam/Water Teflon
17	1	C30370076	Spring Steam/Water Tap
18	1	C30370077	Gasket Tap Steam/Water Brass
19	1	C30370075	O-Ring 12.1X2.7mm
20	1	C70000010	Nut 3/8 For Steamer
21	-	CI5000325	Tap Steam/Water Body
22	-	C30370080	Lanza Agua Mod Classic
23	-	C30000050	Nozzle Water Tap Complete
24	-	C35010056	Hot Water Pipe For High Group
25	-	CI5000330	Tap Hot Water Complete

For the warranty to be valid, the conditions for maintenance must have been followed in accordance with our instructions, proper care must have been taken and any claim against the warranty must be sent without delay.

The equipment in question may not be used while awaiting service if there is any risk that the damage or defect would worsen.

The warranty will not cover the consumption of supplies such as glassware, normal maintenance such as the cleaning of filters, water contamination, limescale or problems associated with incorrect voltages, pressure or amounts of water.

The warranty will not cover damages of defects caused by the incorrect handling and operation of the appliance.

TECHNICAL SUPPORT

Contact your supplier

Your Dealer

crem[®]
INTERNATIONAL

www.creminternational.com

MADE IN SPAIN